

2023

CLIMATE CHALLENGE ANNUAL REPORT



Contents

Acknowledgements	4
Original Founders	4
2022-23 Climate Challenge Support Team.....	4
Program Overview	5
Why the Climate Challenge?.....	5
Challenge Elements.....	6
Inventory	6
Target	7
Reduce	7
Advocate.....	8
Report.....	9
Program Support.....	9
Encouraged Elements.....	9
Sustainable Slopes Grants.....	10
2022-23 Climate Challenge Participants	11
New Climate Challengers.....	11
Program Results	12
Historical Results	12
2022-23 Results.....	13
Scope 1 Emissions	13
Scope 2 Emissions	14
Emissions by Region	15
Emissions by VTF/h.....	16
Reduction Projects.....	17
Advocacy	18
Next Steps for the Climate Challenge.....	19
Snowmaking Study and Climate Resiliency Toolkit	19
2022-23 Ski Area Results	20
Arapahoe Basin Ski Area.....	21
Big Sky Resort.....	26
Boyne Mountain Resort.....	31
Bridger Bowl Ski Area.....	36
Brighton Ski Resort.....	41
Crystal Mountain Ski Resort.....	46
Cypress Mountain.....	51

Deer Valley Resort.....	56
Eldora Mountain Resort	61
Jackson Hole Mountain Resort	66
Killington Ski Resort / Pico Mountain	71
Loon Mountain Resort.....	74
Mammoth and June Mountain.....	79
Massanutten Resort.....	84
Mt. Hood Meadows Ski and Summer Resort	89
Palisades Tahoe Ski Resort.....	92
Pleasant Mountain	97
Powderhorn Mountain Resort	102
Schweitzer	107
Snowbird Ski & Summer Resort.....	112
Snowshoe Mountain Resort.....	117
Solitude Mountain Resort.....	122
Steamboat Ski & Resort Corp.....	127
Sugar Bowl Resort.....	132
Sugarbush Resort.....	137
Sugarloaf Resort	142
Sunday River Resort.....	147
Taos Ski Valley	152
The Highlands.....	157
The Summit at Snoqualmie.....	162
Timberline Lodge & Ski Area	167
Tremblant.....	172
Wachusett Mountain Ski Area.....	177
Wisp Resort	182

Acknowledgements

Original Founders

The **National Ski Areas Association** (NSAA) would like to thank the following organizations for their support and the following individuals for their contributions in developing the Climate Challenge:

- Alan Henceroth, Arapahoe Basin
- Brent Giles, Park City Mountain Resort
- Geraldine Link, National Ski Areas Association
- Jay Pawlak, Renewable Choice Energy
- John Loomis, Northstar-at-Tahoe
- Jon Bishop, Jackson Hole Mountain Resort
- Judy Dorsey, Brendle Group
- Maura Olivos, Alta Ski Area
- Megan Brown, Renewable Choice Energy
- Seth Jansen, Brendle Group
- Sha Miklas, Arapahoe Basin
- Tom Easley, Rocky Mountain Climate Organization
- Tom Holcomb, Renewable Choice Energy

 LEITWIND® brendle GROUP SUSTAINABLE SLOPES

2022-23 Climate Challenge Support Team

The following individuals provided support to the Climate Challenge program for the 2022-23 season:

National Ski Areas Association

- Adrienne Saia Isaac
- Geraldine Link
- Kelly Pawlak
- Malcolm Seamans

Brendle Group

- Abbye Neel
- Jess Sharkey
- Jillian Goulet
- Judy Dorsey
- Shelby Sommer
- Wendy Serour
- Van Wallace

Program Overview

This year marked the **12th year of the Climate Challenge**, a voluntary program designed to recognize ski areas committed to reducing their climate impacts. Challengers do this by inventorying and reporting on their greenhouse gas (GHG) footprint, setting goals for GHG emissions reduction, implementing at least one on-site GHG emissions reduction project per year, and engaging in climate change advocacy efforts. Challengers that complete all requirements of the Climate Challenge automatically earn *Climate Action* and *Climate Advocacy* badges for the NSAA [Sustainable Slopes Program](#).

Each year the Climate Challenge program seeks to build upon its successes - to improve the operations of existing participants while also adding new members. To this end, the Climate Challenge welcomes Pleasant Mountain, ME, and Crystal Mountain, WA, to this year's Climate Challenge and the following new participants who will be joining the Climate Challenge for the 2023-24 season: Smugglers' Notch, VT, and Bogus Basin, ID.

Why the Climate Challenge?

Climate change presents the ski industry with challenges that require proactive planning, action, and bold leadership. The Climate Challenge provides a framework for participants to engage in a multi-year process that enables them to plan and implement actions that will reduce emissions, share those successes industry-wide, and collaborate with others in the industry to leverage the collective power of working together on climate issues.

GOALS OF THE CLIMATE CHALLENGE

- **Higher standard:** The program will raise the standard for ski areas wishing to take their sustainability performance to the next level.
- **Long-term:** The program will be multi-year, seeking to compound the benefits of actions taken by participants over many years and to grow the number of participants from year to year.
- **Cost-efficient:** The program will leverage the investment of participants and sponsorships to deliver more value to participants than their individual investments.
- **Credible:** Quantification of greenhouse gas inventories, targets, and reduction measures will be developed in alignment with a credible protocol, using boundaries consistent with industry approaches.
- **Transparent:** The approach taken by the program will be transparent to participating ski areas and the public.
- **Fair:** The program will be fair, facilitating participation for ski areas of all sizes, regions, and focuses.
- **Easy:** The program will provide participating ski areas with guidance and tools to make participation as simple as possible.

Challenge Elements

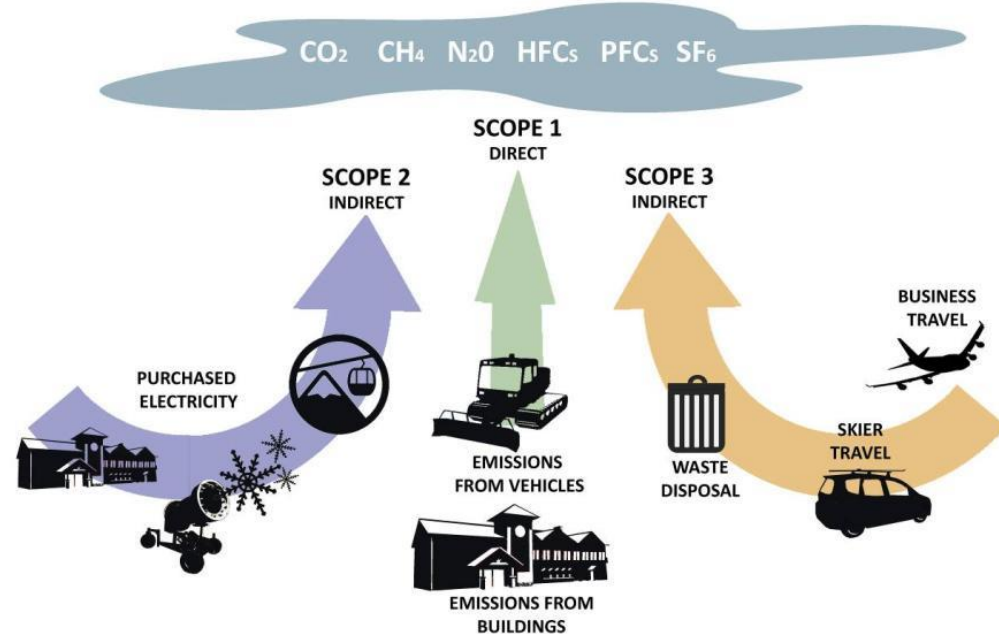
Ski areas participating in the Challenge **commit to a five-step process each year.**



Inventory

To understand the impact of their operations, Challengers complete a greenhouse gas (GHG) emissions inventory for their ski area operations. Inventories are required to include direct emissions at the ski area (scope 1) and indirect emissions from purchasing energy, such as electricity (scope 2). Other emissions, such as those from waste disposal or business travel, can be included at the discretion of the Challenger (scope 3). The Challenger can choose to inventory emissions for the fiscal or calendar year.

For 2022-23, Challengers prepared inventories using a ski-industry-specific tool that generally follows the guidelines of The Climate Registry's General Reporting Protocol (GPC).¹



¹ "General Reporting Protocol, Version 3.0." The Climate Registry, May 2019. <https://theclimateregistry.org/wp-content/uploads/2022/11/General-Reporting-ProtocolV3.pdf>.



Target

With an understanding of the emissions generated by their operations, Challengers define a target (or goal) for reducing emissions. The structure of the target is flexible and the Challenger can select which emissions to reduce, by what amount they will be reduced, and over what time period the target will be achieved. Regardless of the target's structure, Challengers define a target that will reduce GHG emissions relative to an established baseline GHG inventory for ski area operations. Many of the early Climate Challenger participants have achieved their targets or their initial target date has passed. Similarly, some ski areas are aligning their targets with parent company commitments and science-based thresholds. As a result, numerous ski areas are in the process of or have recently established new targets and performance periods.

Targets are the means for measuring Challenger progress and are meant to become useful planning tools as Challengers make operational decisions in years to come.



Reduce

Challengers commit to taking one measurable step to reduce their GHG emissions each year to progress toward their target. Examples of reduction projects include increased energy efficiency in buildings, lifts, and snowmaking, switching to more efficient fleet vehicles and equipment; increasing diversion of solid waste to reuse, recycling, or composting; or installing a renewable energy system on site.

The Climate Challenge views purchasing Renewable Energy Credits (RECs) or carbon offsets as a means of contractually demonstrating an emission reduction. These instruments may be used by Challengers to achieve targets but are not recognized for the Reduce component of the Challenge. In other words, at least one reduction project must occur each Challenge year.

Outsourcing or divesting emission sources is not allowed as a reduction strategy for those participating in the Challenge. For example, outsourcing a restaurant to a concessionaire during the

THE LANGUAGE OF CARBON

Carbon Dioxide (CO₂): Concentration of this major heat-trapping gas is increasing due to human activities. It also serves as the yardstick for all other GHGs. The major source of CO₂ emissions is fossil fuel combustion. Carbon dioxide emissions also result from clearing forests and burning biomass. Per the National Oceanic and Atmospheric Administration (NOAA), atmospheric concentrations of CO₂ have been increasing at a rate of about 0.5% a year. As of May 2023, those rates were measured at 420 parts per million (ppm), compared to 280 ppm – the concentration before the industrial revolution ([NOAA, Global Monitoring Laboratory](#)).

CO₂e: Carbon dioxide equivalent, a measure used to express the concentration of all heat-trapping gases in terms of CO₂. Other gasses such as methane and nitrous oxides have heat-trapping properties and contribute to climate change but are converted to CO₂e for reporting purposes. and are typically reported in metric tons (MT CO₂e).

MT CO₂e: A metric ton of CO₂ equivalent. A metric ton is equivalent to 2204.62 lbs. Visualizations throughout this report will use the notation of MT CO₂e.

Challenge will not be considered a reduction in emissions from a baseline that includes the restaurant.



Advocate

Advocacy is a core component of the Challenge's overall impact and success. The advocacy element of the Challenge helps amplify the importance of efforts made by the ski industry to leaders and legislators on a national level and supports state, regional, or national legislation or regulation targeting climate issues.

This year, all Climate Challengers are required to complete an advocacy action in **at least four** of the following areas.

- **Climate Solutions Campaign or Letter:** Endorse an energy/climate change advocacy campaign or letter circulated by NSAA or others (e.g., We Are All In, Citizens' Climate Lobby, Protect Our Winters, or state or provincial organization).
- **Direct Correspondence:** Directly correspond through a letter, email, phone call, or meeting with your Congressional or Parliamentary representative(s) on climate change solutions. State-level advocacy can also fulfill this requirement.
- **Government Meeting:** Attend a hearing, proceeding, or meeting and provide comments to encourage action on climate change solutions at the federal, state, or local level.
- **Community Advisory Committee:** Volunteer a representative from your ski area to sit on a local advisory or stakeholder committee or group that directly impacts your community's action on climate mitigation or adaptation. Examples may include utility resource planning (electricity, natural gas, or water), land planning, or wildfire preparedness and prevention.
- **Customer Engagement on Climate Change:** Engage with your guests on climate change impacts, mitigation, adaptation, or restoration and encourage them to engage with policymakers on these issues.
- **Utility Engagement:** Engage with your electric utility on introducing or increasing clean or renewable energy sources into their resource mix.
- **Other:** Share the alternative ways you are advocating for climate change solutions at the federal, state, or local level.



Report

Having completed the first four activities in the Challenge, Challengers report a summary of their results to the Climate Challenge program and the public. The summary includes the following elements:



Challengers are asked to be complete and accurate in reporting to the Challenge. The goals of the Challenge are larger than a single ski area and are best served when all participating ski areas make their best effort. To this end, all submitted inventories, targets, and reduction activities are reviewed by a third party to ensure they are eligible and reasonable with respect to the program's standards and expectations.

Program Support

To aid Climate Challengers with the program requirements, Brendle Group provides education and technical support. In December 2022, a kick-off meeting was held to introduce participants to the program requirements and to explain the features of the data collection tool and relevant updates for the season. A second meeting was held in April 2023 to provide a deeper dive into the different program requirements and to foster increased collaboration among participating resorts.

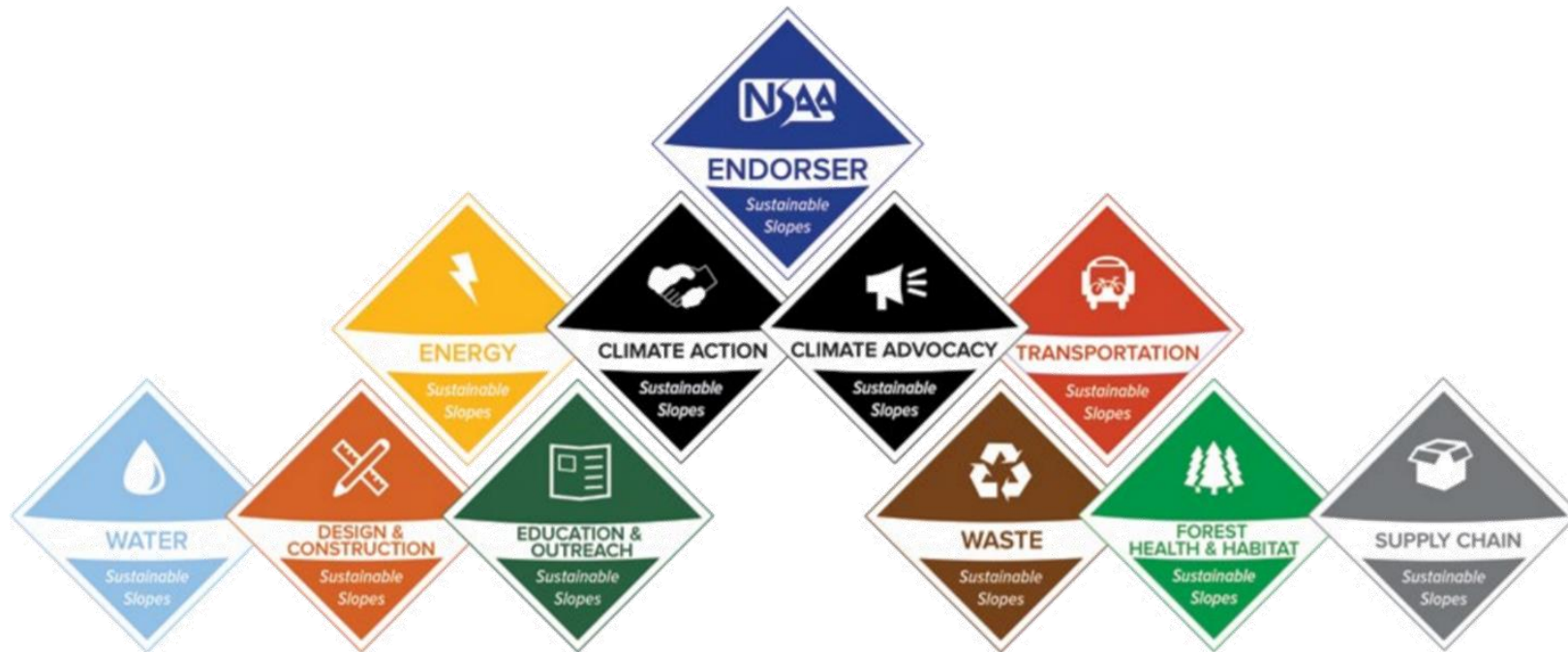
Challengers can also contact the Climate Challenge team to troubleshoot the tool, gain feedback on target setting, or brainstorm reduction projects. An annual program guide and periodic newsletters were sent to Challengers, including program details and more helpful hints on how to maximize program success.

Encouraged Elements

In addition to the five program requirements, Challengers are encouraged to undertake activities to reduce emissions in indirect ways that may not be reflected in their emissions inventories but may still have a significant impact on global emissions and climate resilience. These activities are recognized and supported by the Climate Challenge. Some examples of these indirect activities are:

1. Pursuing and aligning with other NSAA Sustainable Slopes Badges.
2. Improving Climate Resilience by conducting a climate vulnerability assessment for the ski area to identify the impacts of climate change.

Through the revamped Sustainable Slopes program in 2020, Climate Challengers receive Climate Action and Climate Advocacy badges for completing all requirements of the Climate Challenge.



Sustainable Slopes Badges

Sustainable Slopes Grants

Each year the Sustainable Slopes Grant program provides cash and in-kind funding to support sustainability projects at NSAA member ski areas. To date, over \$800,000 in cash and in-kind funding has been awarded to ski areas seeking to reduce their footprint and increase their environmental stewardship. Five different ski areas received support from in 2023, including two new Climate Challengers: Bogus Basin, ID, and Pleasant Mountain, ME.



Bogus Basin received support for a carbon sequestration project via re-vegetation and erosion control.



Pleasant Mountain

Pleasant Mountain will be installing a heat pump system which will significantly reduce their greenhouse gas emissions.

2022-23 Climate Challenge Participants

The 2022-23 ski season marks the 12th year of the Climate Challenge. In total, 34 submissions were received, comprised of the resorts listed below. New resorts are denoted by an asterisk (*) and their logo is displayed on the right.

Arapahoe Basin Ski Area	Powderhorn Mountain Resort
Big Sky Resort	Schweitzer
Boyne Mountain Resort	Snowbird Ski & Summer Resort
Bridger Bowl Ski Area	Snowshoe Mountain Resort
Brighton Ski Resort	Solitude Mountain Resort
Crystal Mountain Ski Resort*	Steamboat Ski & Resort Corp.
Cypress Mountain	Sugar Bowl Resort
Deer Valley Resort	Sugarbush Resort
Eldora Mountain Resort	Sugarloaf Resort
Jackson Hole Mountain Resort	Sunday River Resort
Killington Ski Resort / Pico Mountain	Taos Ski Valley
Loon Mountain Resort	The Highlands
Mammoth and June Mountain	The Summit at Snoqualmie
Massanutten Resort	Timberline Lodge & Ski Area
Mt. Hood Meadows Ski and Summer Resort	Tremblant
Palisades Tahoe Ski Resort	Wachusett Mountain Ski Area
Pleasant Mountain*	Wisp Resort

New Climate Challengers



**Pleasant
Mountain**

Program Results

The following sections present the outcomes of the inventory’s “target, reduce, advocate, and report” process for this year’s Climate Challengers. The Challengers represent a variety of ski areas in size, region, and operational characteristics. In addition, the carbon intensity of the electricity the Challenger ski areas purchase varies widely. While each ski area is unique, they are all committed to reducing their GHG impact.

Historical Results

The following table summarizes the GHG emissions magnitude and the reduction progress over the 12 years of the Climate Challenge program. While our sample size of reporting participants has grown, average scope 1 and 2 emissions per ski area remain roughly in the 5,000 – 8,000 MT CO₂e range. The historical average scope 1 and 2 emissions are 6,146 MT CO₂e per resort. According the United States Environmental Protection Agency’s (EPA) [GHG Equivalency Calculator](#), 6,146 MT CO₂e is equivalent to 775 homes’ energy use, or 603,733 gallons of gasoline, or 6,884,463 pounds of coal burned.

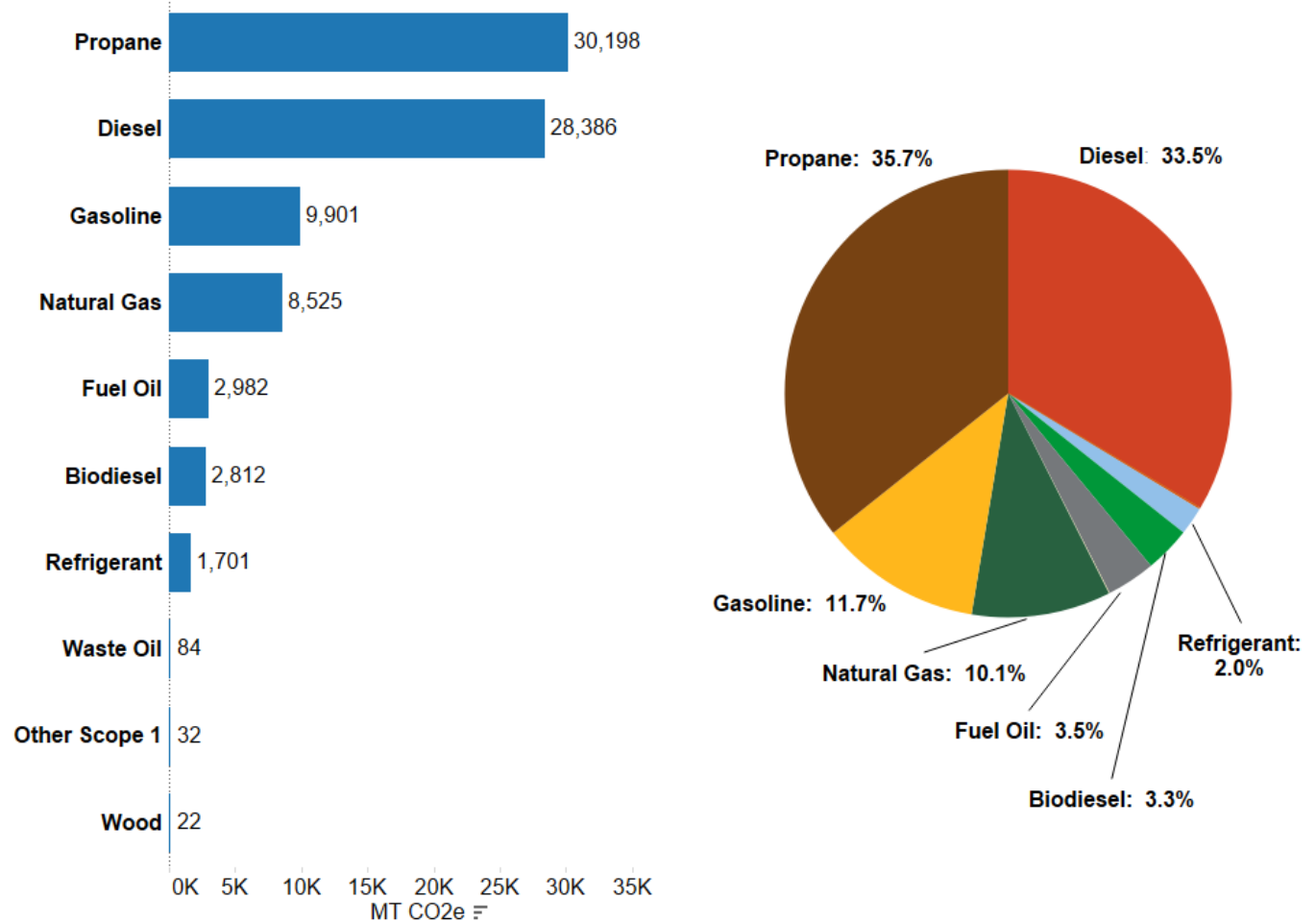
Reporting Year	Number of Challengers	Total Scope 1&2 Emissions (MT CO ₂ e)	Average Scope 1&2 Emissions (MT CO ₂ e)	Total Estimated Emissions Reductions Per Year (MT CO ₂ e)	Average Emissions Reductions (MT CO ₂ e)	Total RECs and Offsets Purchased (MT CO ₂ e)
2011-12	8	65,131	8,141	172	22	2,134
2012-13	17	106,934	6,290	3,694	217	33,346
2013-14	17	103,398	6,082	1,130	66	41,819
2014-15	27	168,584	6,244	2,147	80	41,944
2015-16	28	192,055	6,646	5,588	200	38,580
2016-17	30	204,477	6,816	2,424	81	33,024
2017-18	24	167,251	6,969	1,509	63	18,678
2018-19	26	223,348	8,590	7,683	349	3,581
2019-20	20	151,617	7,581	905	45	9,494
2020-21	31	162,821	5,252	7,393	238	957
2021-22	35	220,334	6,295	9,229	264	29,907
2022-23	34	208,963	6,146	3,497	103	40,854

2022-23 Results

Scope 1 Emissions

Scope 1 emissions are “direct” emissions that happen at a ski area (e.g., use of natural gas or propane for heating). Reported scope 1 emissions totaled 84,861 MT CO₂e. The reported scope 1 emissions are attributed primarily to the on-site use of fossil-fuels, with propane and diesel consumption contributing 35.7% and 33.5% respectively. Propane is primarily used as a heating fuel at ski areas, while diesel is used in heavy equipment such as snowcats and as a backup power source for chairlifts. A breakdown of the scope 1 emissions reported for the 2022-23 Climate Challenge is illustrated at right. Not shown in the chart, smaller sources such as waste oil, other scope 1, and wood combined equate to 0.2% of all scope 1 emissions.

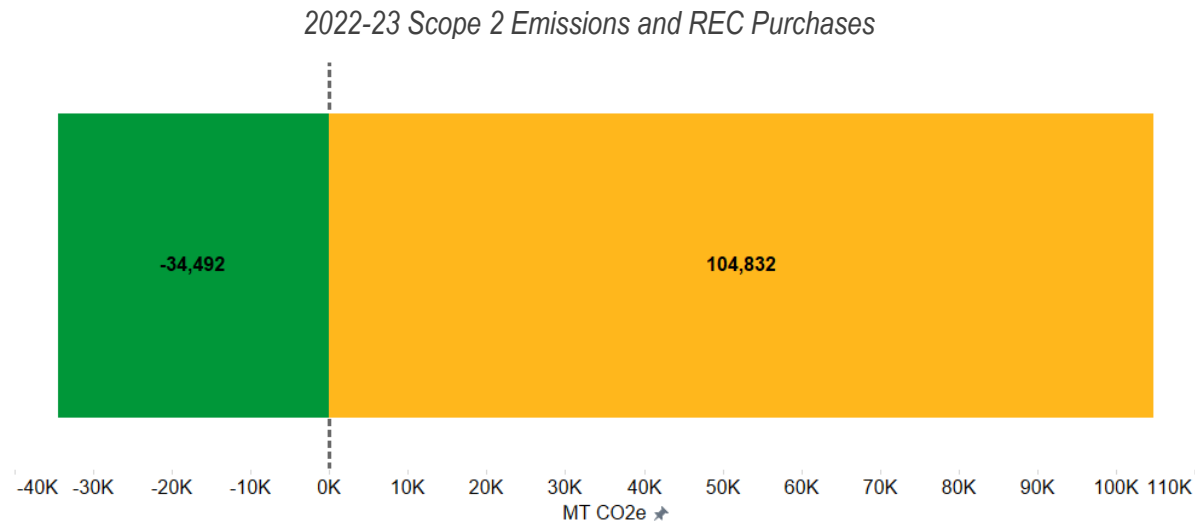
2022-23 Total Scope 1 Breakdown



Scope 2 Emissions

Scope 2 emissions are “indirect” emissions, or emissions that are associated with electricity that is purchased or generated from a power plant not on a ski area’s property (e.g., emissions from electricity generations). Currently Climate Challenge participants report total electricity consumed, as opposed to electricity emissions broken out by end use.

While improving efficiency of electricity consuming operations is a key strategy for many ski areas reducing their GHG emissions, the purchase of Renewable Energy Credits (RECs) is an increasingly popular method of reducing scope 2 emissions. RECs are “the accepted legal instrument through which renewable energy generation and use claims are substantiated in the U.S. renewable electricity market.”² When calculating net scope 2 emissions, RECs are subtracted from total energy consumption before applying the appropriate emissions factor. According to reports received in this Climate Challenge season, RECs contribute to a 33% reduction in scope 2 emissions, which results in net emissions of 70,340 MT CO₂e. The impact of purchased RECs is shown in the chart below.

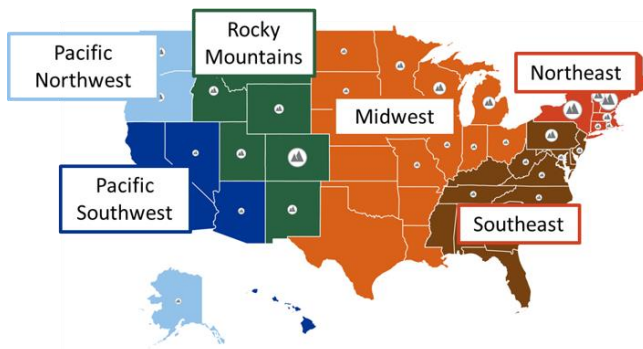
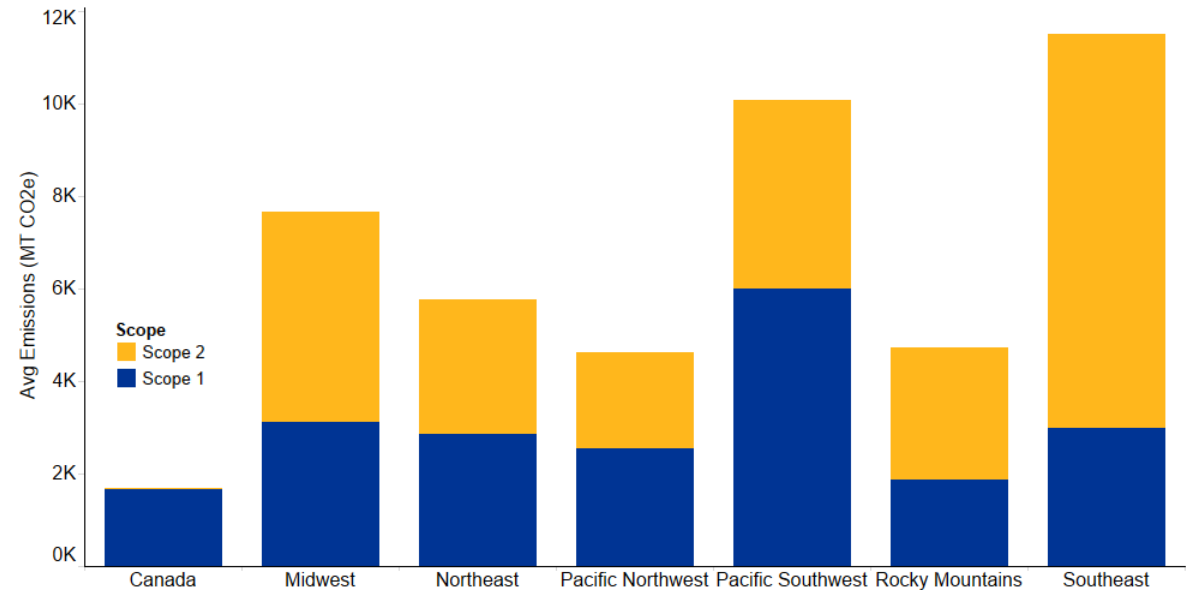


² "Renewable Energy Certificates (RECs)" United States Environmental Protection Agency, February 2023. <https://www.epa.gov/green-power-markets/renewable-energy-certificates-recs>

Emissions by Region

NSAA categorizes ski areas by geographic region in the United States. All Canadian ski areas are assigned to a Canada region (not shown on the map below). Average scope 1 and 2 GHG emissions were calculated for each region from the Challengers' 2022-23 reported data. This chart does not include REC purchases, offsets, or scope 3 emissions. Scope 2 electricity emissions are the primary driver of ski area emissions in nearly all regions; however, scope 2 emissions are heavily influenced by a region's power sources. Regions with more renewables in their grid mix have lower emissions per kWh consumed. For example, the electricity in the Pacific Northwest and Canada generally has low carbon intensity due to an abundance of hydropower.

2022-23 Total Scope 1 and Scope 2 Emissions by Region



Scope 2	27	4,548	2,918	2,100	4,065	2,839	8,504
Scope 1	1,652	3,106	2,854	2,531	6,000	1,871	2,987
# of Ski Areas	2	2	7	3	3	11	3

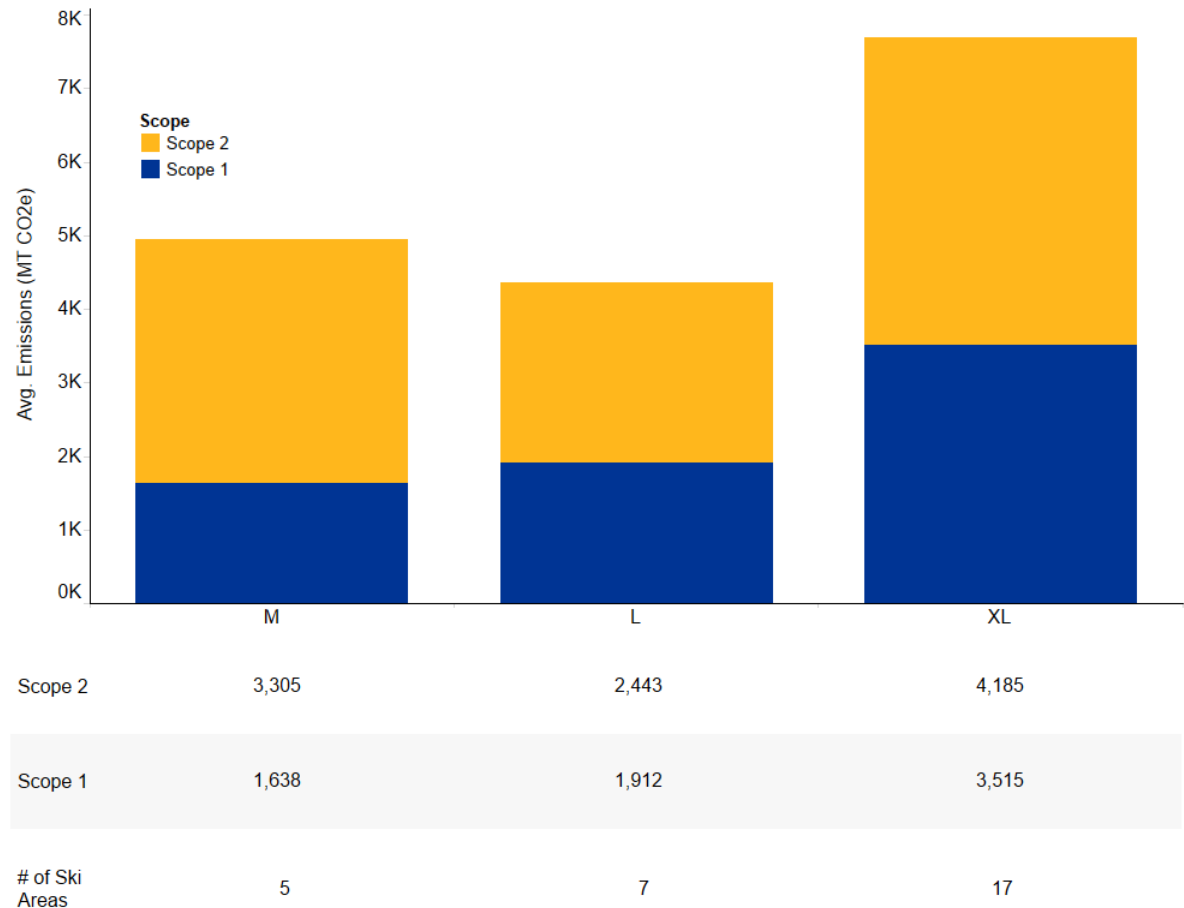
Emissions by VTF/h

Vertical transport feet per hour (VTF/h) is a metric that is used by NSAA to help contextualize ski area size. It is a measure of a ski area’s capacity to transport skiers uphill and is the product of the vertical rise of a lift and the manufacturer’s lift capacity rating. Categorizing resorts using the VTF/h is one way to compare ski area emissions according to a key operational characteristic. Note that Canadian resorts are excluded from this data aggregation due to lack of available data. Using VTF/h, participants have been grouped into the following Small, Medium, Large, and Extra-Large which are summarized in the graph on the right.

Size Category	VTF/h
Small (S)	≤3,000
Medium (M)	3,000-6,000
Large (L)	6,000-12,000
Extra Large (XL)	≥12,000

Scope
■ Scope 2
■ Scope 1

2023 Scope 1 and Net Scope 2 Emissions by VTF/h Category



Reduction Projects

Climate Challengers target different sources in their emissions-reducing projects. Reduction projects do not include REC or offset purchases. Electricity efficiency projects were the most common projects for this reporting period, totaling to 30 projects. Waste reduction projects are also very popular, as ski areas continue to improve their waste-diversion efforts and tracking.

Emissions Source	Count of Projects Reported
Electricity	30
Solid waste	15
Visitor commuting	9
Propane	4
Diesel - off-road use (heavy equipment and snowcats)	4
Gasoline - highway vehicles	3
Other	2
Waste oil	2
Diesel - lift auxiliary power	1
Employee commuting	1
Diesel - highway vehicles	1
Fuel oil	1



A waste-sorting station set up during Eldora Mountain Resort's summer cleanup.

Advocacy

Challengers were tasked with advocating for climate action or clean/renewable energy policies across at least four of seven advocacy areas during the 2022-23 season. Through NSAA, climate challengers are alerted to opportunities for advocacy, and can demonstrate combined support for important climate change solutions. Ski areas in all regions and countries maintain strong relationships with their customers, utility providers, and their local executive and legislative representatives. Participants host events, write op-eds and letters to elected leaders, and support a variety of educational events and strategies. NSAA's Advocacy webpage highlights some ski industry climate advocacy work: [Climate Change - Advocacy & Action \(nsaa.org\)](https://nsaa.org/advocacy).

The number of advocacy examples by category is shown in the table below. In this reporting season, customer engagement proved most popular, with 26 examples cited. Ski areas most often engage customers via on-site signage and digital engagement such as social media posts and dedicated sustainability webpages.

Advocacy Category	Count
Customer Engagement on Climate Change	26
Climate Solutions Campaign or Letter	25
Utility Engagement	21
Community Advisory Committee	21
Direct Correspondence	18
Other	16
Government Meeting	12

“Other” examples of advocacy often do not quite fit in to the categories defined by the Climate Challenge. A common theme in the “Other” category was internal employee engagement such as action teams and progress tracking. Additional examples in this category include local student engagement and other forms of community engagement that address a broader audience than just guests of the ski area.

Advocacy for Climate Change Solutions

Climate Challengers were encouraged to support the climate provisions of the Bipartisan Infrastructure Investment and Jobs Act (IIJA), the Build Back Better (BBB) bill and the Inflation Reduction Act (IRA). The IIJA and IRA were signed into law and represent record and historic investments in climate change solutions.



Dear Members of Congress,

We, the undersigned businesses and investors, with significant operations and investments in the U.S., are writing to express our strong support for swift enactment of robust climate and clean energy investments in the bipartisan infrastructure and Build Back Better budget reconciliation packages. The impacts of climate change are already painfully clear: unprecedented heatwaves, droughts, wildfires, storms, and floods throughout the nation are disrupting business operations, supply chains, and the health and safety of our employees, customers, and their families. As highlighted by the recent “code red” warning from the IPCC, there is a narrow window to rapidly reduce emissions, limit warming to 1.5 °C to avoid worsening the climate crisis, and invest in solutions that strengthen the resilience of our infrastructure and the competitiveness of our economy. There is no time to waste.

Other countries are shifting their policies and economies in this direction, and the U.S. cannot afford to miss this chance to unlock its private sector innovation to command the markets of today and tomorrow. Congress must act now to seize this global leadership opportunity and confront the climate crisis.

Next Steps for the Climate Challenge

The need to accelerate climate planning and action is more apparent than ever. Global emissions continue to rise and ski areas across the world are experiencing unprecedented wildfires, drought, and extreme weather events. At the same time, growing numbers of people are recreating outside. Compounding these challenges, service and leisure industries have experienced labor and housing shortages that have not kept pace with the increased demand for services in recreation-centric areas. This combination of climate change, recreation demand, and labor and housing constraints have made operations challenging for ski areas. The need for resilient planning and operations has never been greater, and collaboration and reporting through the Climate Challenge remains an invaluable way for ski areas to learn from one another.

As the industry evolves, Brendle Group and NSAA are exploring how the Climate Challenge can expand and provide additional resources and information that enable real impact. Two such examples are the Snowmaking Study and Climate Resiliency Toolkit. Available to all NSAA members, these resources can be leveraged to help ski areas increase their resilience, while also reducing impacts.

Snowmaking Study and Climate Resiliency Toolkit

As climate change impacts are experienced across North America, questions arise on how ski areas are affected by climate change and what the ski industry is doing in response. NSAA's industry-led Climate Smart Snowmaking Study tackles some of these questions and explores the relationship between climate change and snowmaking. Ski areas can find the Snowmaking Study as well as a fact sheet, primer, and FAQs at nsaa.org/snowmaking.

Additionally for ski areas looking for guidance in planning for climate adaptation, the [Climate Resiliency Toolkit](#) hosts resources and a planning framework to explore climate resilience at your ski area across various topic areas and considerations, including snowmaking, increased tourism, changing seasons, and more.

With the release of the Snowmaking Study, the Climate Challenge team is looking for new and helpful ways to update these resources, while incorporating best practices into the Climate Challenge. Updates may include more granular data and tracking and frameworks to help ski areas understand and implement climate solutions. Be on the lookout for enhancements in the 2023-24 season!



2022-23 Ski Area Results

The following pages provide a visual summary of each ski area's Climate Challenge contributions and commitments. Due to the unique nature of each Climate Challenge participant, there are some important caveats to the data presented in this report that should be considered by any reader.

- **Self-Published Data:** Ski areas are increasingly performing their own audits and GHG inventories. Ski areas may report data to the Climate Challenge that does not match later self-published data. This may be due to acquisition of previously untracked consumption data, different calculation methodologies and inventory boundaries, emission factors, and different reporting periods.
- **Reporting Period:** Participants in the Challenge designate their own reporting period. Common reporting periods include fiscal year (FY) and calendar year.
- **Electricity Emissions:** The carbon intensity of electricity consumed by a ski area is dependent on its electricity provider and how that provider produces electricity. For example, if an electricity provider produces electricity from sources that have higher carbon intensity like coal, the resulting electricity emissions will be greater than an electricity provider that produces electricity from sources that have low carbon intensities, like renewables. Some ski areas obtain an emission factor directly from their electricity provider, while others utilize the EPA's [eGRID](#) to estimate the emissions factor by region. Importantly, an emission factor provided by either the EPA or the utility provider may be specific to a period that does not perfectly align with the reporting period designated by the ski area. For example, a ski area may be reporting their 2022 Fiscal Year emissions, which is from July 1, 2021, to June 31, 2022. That same ski area may use an emission factor from their electricity provider that is specific to the calendar year of 2022. The variability in emissions factors used and reporting periods complicate the ability to compare emissions across ski areas.
- **Emissions Factors:** Participants in the Climate Challenge enter emissions inputs into a custom calculator tool. The tool calculates their emissions and emissions reductions. The tool uses the [EPA Emissions Factor Hub](#) (archived 2021 version, last updated September 15, 2021), which was the most up to date EPA emission factor document at the time of tool distribution. All emissions calculations in the tool reference the Emissions Factor Hub, except for refrigerants. The tool uses the AR5 GWP values provided by [The Climate Registry's 2021 Emission Factor](#) document for refrigerants.
- **Voluntary Reporting:** The Climate Challenge requires reporting of scope 1 and 2 emissions sources while reporting of scope 3 emissions is optional. The variability in ski area operations means that each ski area's scopes are different, especially scope 3, which includes indirect up/downstream emissions sources. It is important to note that reported scope 3 emissions likely do not encompass the entirety of that entity's scope 3 emissions.

Arapahoe Basin Ski Area

Colorado, United States of America

Reporting Period:

2021-22

Emissions Inventory

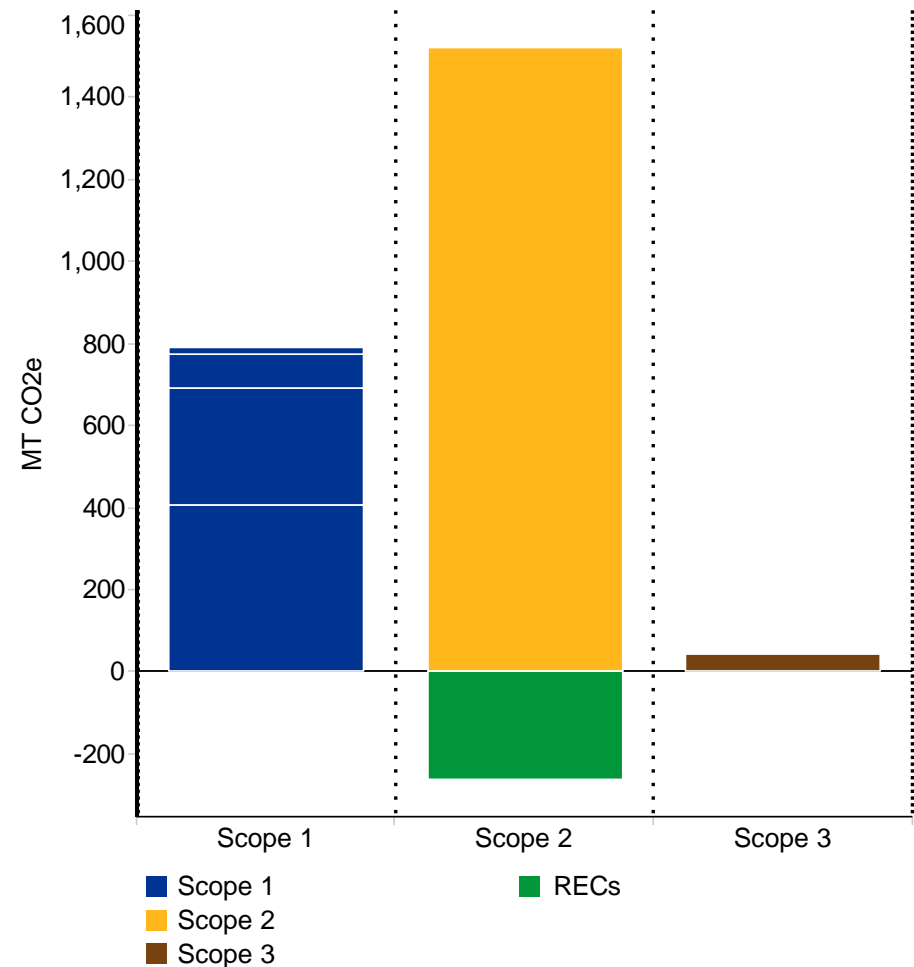
Scope	Source	MT CO ₂ e Emitted	% of Emissions
Scope 1	Waste Oil	15.4	0.7%
	Gasoline	82.7	4.0%
	Propane	286.6	13.7%
	Diesel	405.7	19.4%
Scope 2	RECs	-263.9	
	Electricity	1,522.4	60.2%
Scope 3	Solid waste	43.1	2.1%
Net Emissions		2,091.8	100.0%

Biogenic Emissions

Scope	Source	MT CO ₂ e Emitted	% of Total Emissions
Biogenic	Biodiesel	0.0	
	Wood	0.0	
Total Emissions		0.0	

Reporting Period Description:

October 1, 2021 - September 30, 2022



Arapahoe Basin Ski Area

Colorado, United States of America

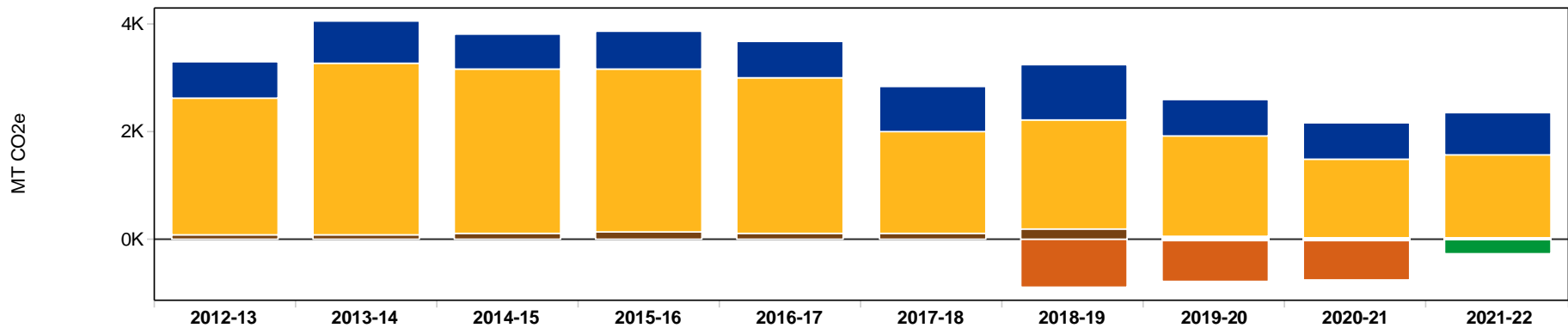
Reporting Period:

2021-22

Reporting Period Description:

October 1, 2021 - September 30, 2022

Net Emissions History



	2012-13	2013-14	2014-15	2015-16	2016-17	2017-18	2018-19	2019-20	2020-21	2021-22
Scope 1	674.9	771.7	639.7	696.0	686.9	814.8	1,008.6	674.1	688.1	790.3
Scope 2	2,530.4	3,168.2	3,042.5	3,015.2	2,876.0	1,892.1	2,024.1	1,854.5	1,440.1	1,258.4
Scope 3	85.5	99.7	111.5	131.1	116.8	112.6	201.6	62.6	34.2	43.1
Offset							-878.0	-761.0	-746.2	0.0
Net Emissions (MT CO2e)	3,290.9	4,039.6	3,793.7	3,842.3	3,679.7	2,819.6	2,356.3	1,830.2	1,416.2	2,091.8

Scope

■ Scope 1
 ■ Scope 2
 ■ Scope 3
 ■ RECs
 ■ Offset

Years with no emissions data indicate that a Challenger did not submit emissions data in that year or was not a member of the Climate Challenge during that year.

Historical biogenic emissions are excluded from this page to simplify net emissions reporting.



Arapahoe Basin Ski Area

Colorado, United States of America

Reduction Target:

Carbon neutral operations by 2025 as part of '7 Goals in 7 Years' Strategic Sustainability Plan.

Current Report Net Emissions:

2,091.8 MT CO₂e

Reduction Projects

Emission Source Impacted	Description	MT CO ₂ e Reduction
<p>Gasoline - highway vehicles</p>	<p>Five dual-port, level II chargers were installed in the front row of the Early Riser parking lot. Activated in January 2022, these chargers (free for their first year of service) provided ski area guests 1,392 charging sessions and helped those drivers avoid ~14.8 MT CO₂e.</p>	<p>14.8</p>

Reporting Period:

2021-22

Reporting Period Description:

October 1, 2021 - September 30, 2022



Arapahoe Basin Ski Area

Colorado, United States of America

Advocacy

Type	Description
Climate Solutions Campaign or Letter	We wrote numerous climate solutions letters, many with Ceres.
Community Advisory Committee	HC3 Board of Directors, Xcel Partners in Energy, and Summit County Climate Action Collaborative.
Customer Engagement on Climate Change	Snowhuggers Club, #SustainabilitySunday social media campaign, two sustainability spring events, AI's blog on passage of IRA, hosted group from CO Science and Engineering Policy fellowship.
Direct Correspondence	Zoom meeting with Rep McCluskie, direct letter to all CO delegates urging passage of ANY version of BBB or IRA.
Government Meeting	Virtual roundtable congressional Ski and SB Caucus, Colorado Lobbying day with POW Action Fund.

Reporting Period:

2021-22

Reporting Period Description:

October 1, 2021 - September 30, 2022

Arapahoe Basin Ski Area

Colorado, United States of America

Arapahoe Basin Ski Area's Story

Sustainability has long been ingrained in A-Basin's operations and within our core set of values. It is one of our company's 6 Keys to Success and remains a driving focus of our long-term planning efforts and business strategy. Our Strategic Sustainability Plan: 7 Goals in 7 Years, which will ultimately lead us to become Carbon Neutral by 2025, continues to guide our actions. These goals, which also include achieving 100% Renewable Electricity, 75% Landfill Diversion, No Net Increase in Domestic Water Use, Improved Transportation Efficiency, Exemplary Stewardship and Conservation Efforts, and Responsible Procurement, have led to projects and initiatives across all of our operations. Innovative approaches to sustainability are popping up around the ski area, and throughout the calendar, as summer business truly becomes part of the A-Basin experience.



Reporting Period:

2021-22

Reporting Period Description:

October 1, 2021 - September 30, 2022





Big Sky Resort

Montana, United States of America

Reporting Period:

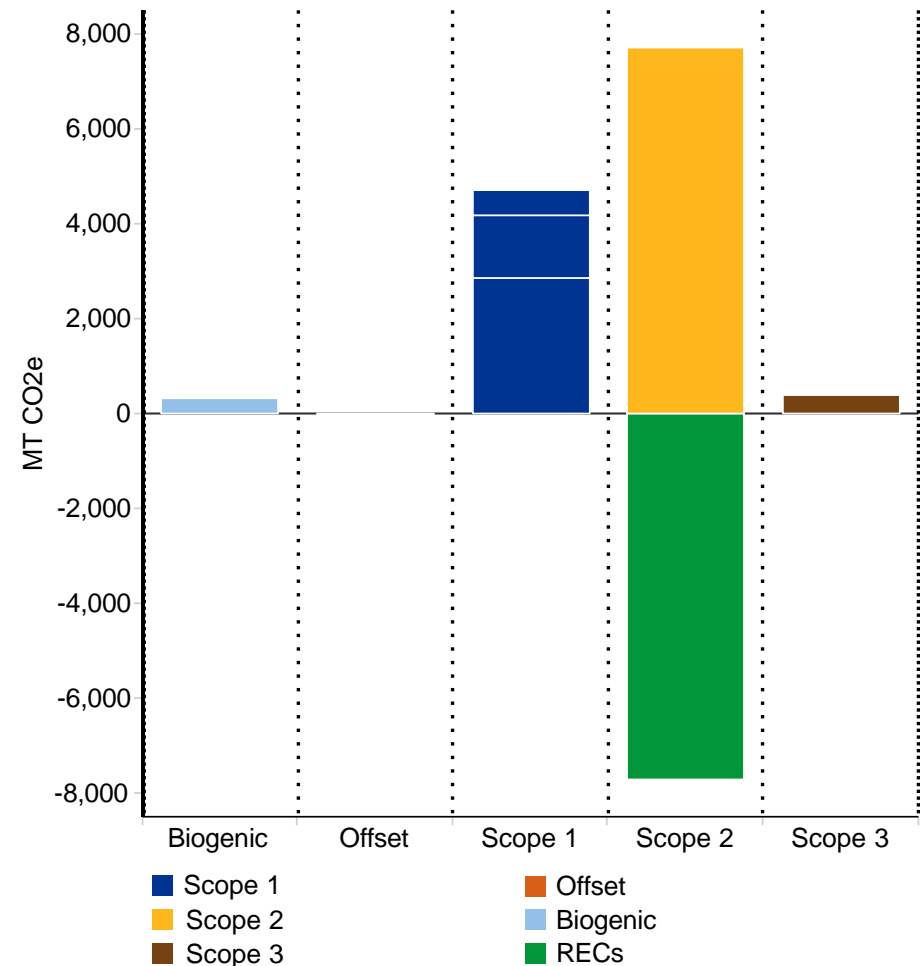
FY23

Reporting Period Description:

Fiscal Year: May 1, 2022 - April 30, 2023

Emissions Inventory

Scope	Source	MT CO2e Emitted	% of Emissions
Scope 1	Wood	4.1	0.1%
	Refrigerant	10.2	0.2%
	Waste Oil	15.4	0.3%
	Gasoline	544.3	10.4%
	Diesel	1,326.0	25.4%
	Propane	2,875.4	55.1%
Scope 2	RECs	-7,742.8	
	Electricity	7,742.8	0.0%
Scope 3	Reimbursed Mileage	1.2	0.0%
	Airline mileage	7.2	0.1%
	Solid waste	437.0	8.4%
Offset	Carbon Offsets	-3.6	
Net Emissions		5,217.2	100.0%



Biogenic Emissions

Scope	Source	MT CO2e Emitted	% of Total Emissions
Biogenic	Biodiesel	0.0	0.0%
	Wood	332.1	100.0%
Total Emissions		332.1	100.0%



Big Sky Resort

Montana, United States of America

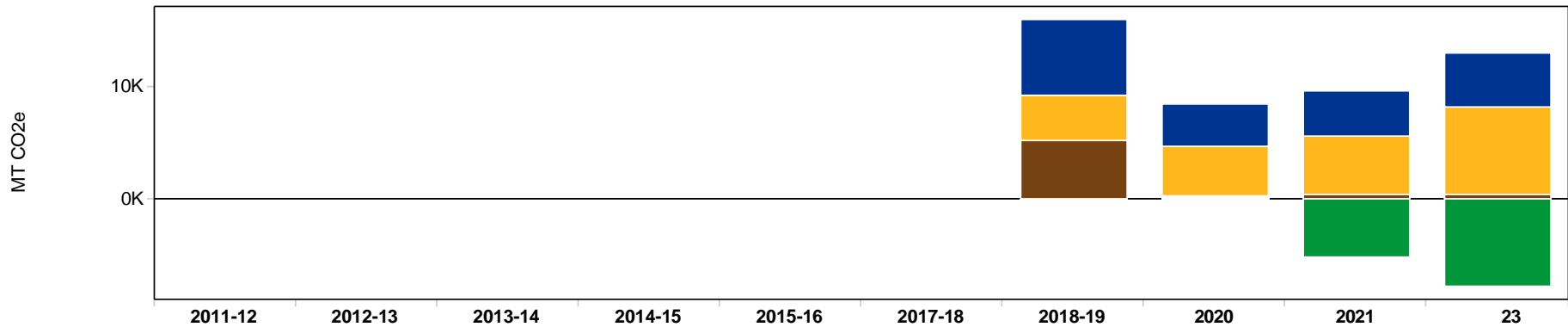
Reporting Period:

FY23

Reporting Period Description:

Fiscal Year: May 1, 2022 - April 30, 2023

Net Emissions History



	2011-12	2012-13	2013-14	2014-15	2015-16	2017-18	2018-19	2020	2021	23
Scope 1							6,761.0	3,647.0	4,038.0	4,775.4
Scope 2							3,775.8	4,290.0	0.0	0.0
Scope 3							5,166.9	313.0	378.2	445.5
Offset									-10.0	-3.6
Net Emissions (MT CO2e)							15,703.7	8,250.0	4,406.2	5,217.2

Scope

■ Scope 1
 ■ Scope 2
 ■ Scope 3
 ■ RECs
 ■ Offset

Years with no emissions data indicate that a Challenger did not submit emissions data in that year or was not a member of the Climate Challenge during that year.

Historical biogenic emissions are excluded from this page to simplify net emissions reporting.



NATIONAL SKI AREAS ASSOCIATION
**CLIMATE
 CHALLENGE**



Big Sky Resort

Montana, United States of America

Reduction Target:

By 2030, Big Sky Resort aims to cut its entire atmospheric impact by operating with net zero carbon emissions.

Current Report Net Emissions:

5,217.2 MT CO₂e

Reduction Projects

Emission Source Impacted	Description	MT CO ₂ e Reduction
Electricity	Installed a 32 kW net-metered solar PV system on the newly constructed Levinski Lodge, an apartment-style Team Member Housing complex that is walking distance from the Resort.	16.7
Solid waste	Expanded our composting program to include all food and beverage outlets and Team Member housing.	10.5
Propane	Replaced the propane air handler at the Whitewater Inn with a new all-electric pool dehumidifier with a heat recapture system for exhaust air.	51.7
Visitor commuting	Promoted a season-long carpool challenge, "Ride Together, Shred Forever," in partnership with GoGallatin to encourage guests to carpool to the resort and utilize the new priority carpool lot.	35.8

Reporting Period:

FY23

Reporting Period Description:

Fiscal Year: May 1, 2022 - April 30, 2023



NATIONAL SKI AREAS ASSOCIATION
**CLIMATE
 CHALLENGE**



Big Sky Resort

Montana, United States of America

Advocacy

Type	Description
Climate Solutions Campaign or Letter	Signed Business for Climate Action letter stating that "Climate Action is a Business Priority," urging President Biden and Congress to immediately act to pass climate legislation.
Community Advisory Committee	Sustainability Specialist, Amy Fonte, serves on the Board of Directors for Big Sky SNO (Sustainability Network Organization) and the Big Sky Transportation District.
Direct Correspondence	Wrote to Senator Tester to include climate investments in reconciliation, and to vote yes on the IRA. Wrote a letter to our MT House Rep. to oppose HB643, a bill that would have devalued solar PV systems.
Other	Published a guest column in the Bozeman Chronicle, in partnership with Bridger Bowl and the Montana Ski Areas Association, "Congress needs to act on climate to save our winters."
Utility Engagement	President and COO, Taylor Middleton, presented to the NorthWestern Energy BOD on sustainability and climate projects and goals, alongside community representatives from Bozeman, Missoula, and Helena.

Reporting Period:

FY23

Reporting Period Description:

Fiscal Year: May 1, 2022 - April 30, 2023



Big Sky Resort

Montana, United States of America

Big Sky Resort's Story

In 2020, Boyne Resorts launched the ForeverProject, our commitment to net zero emissions and building a sustainable tomorrow. With the purchase of RECs beginning in 2021, we formalized an ongoing commitment to 100% clean electricity. We are making great strides to reduce our carbon footprint and published our ForeverProject 2030 Master Plan in April 2023. Following our ForeverProject guiding principles of mindful efficiency, tireless conservation, and innovative collaboration, Big Sky Resort invested in and implemented several sustainability initiatives throughout FY 2022-23:

- Installed 22 EnergySTAR washers and upgraded 277 toilets to low-flow
- Collected 5,360 pounds of trash during the annual Fall Mountain Clean Up
- Donated 70 snowmaking hoses to the Yellowstone Grizzly and Wolf Discovery Center
- Contributed to the Big Sky Community Climate Action Plan
- Audited lift houses and eliminated excess overnight heating
- Hosted an Earth Day event for closing weekend with Big Sky SNO



Reporting Period:

FY23

Reporting Period Description:

Fiscal Year: May 1, 2022 - April 30, 2023





Boyer Mountain Resort

Michigan, United States of America

Reporting Period:

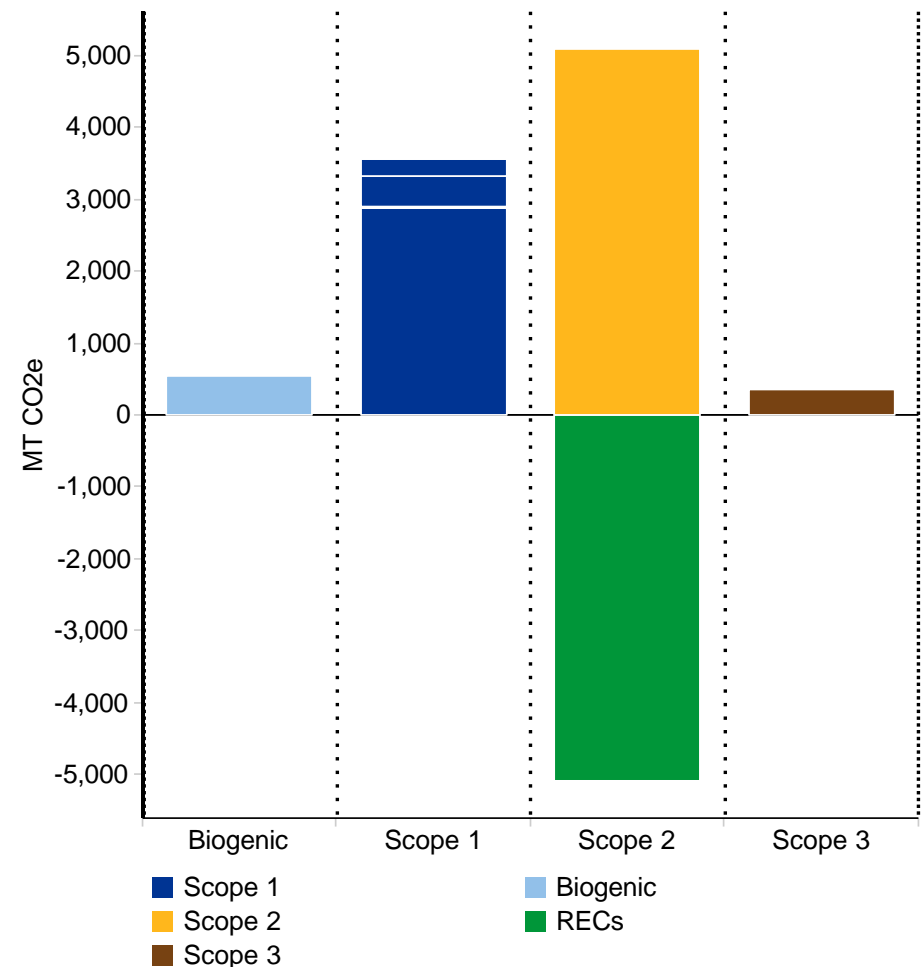
2022

Reporting Period Description:

Fiscal year: May to April.

Emissions Inventory

Scope	Source	MT CO ₂ e Emitted	% of Emissions
Scope 1	Wood	6.6	0.2%
	Refrigerant	8.1	0.2%
	Propane	10.6	0.3%
	Gasoline	253.0	6.4%
	Diesel	413.2	10.5%
	Natural Gas	2,906.5	73.7%
Scope 2	RECs	-5,105.4	
	Electricity	5,105.4	0.0%
Scope 3	Solid waste	343.2	8.7%
Net Emissions		3,941.2	100.0%



Biogenic Emissions

Scope	Source	MT CO ₂ e Emitted	% of Total Emissions
Biogenic	Biodiesel	0.0	0.0%
	Wood	536.3	100.0%
Total Emissions		536.3	100.0%



Boyer Mountain Resort

Michigan, United States of America

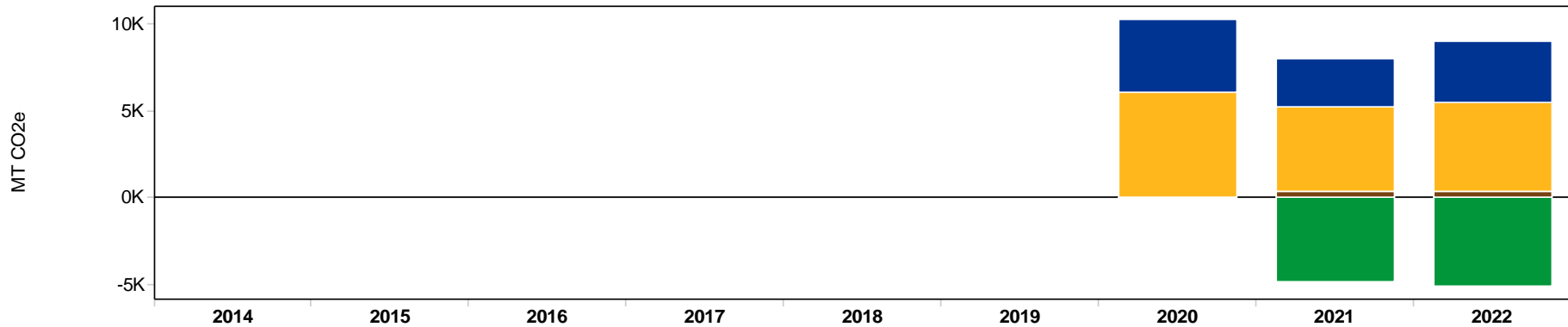
Reporting Period:

2022

Reporting Period Description:

Fiscal year: May to April.

Net Emissions History



	2014	2015	2016	2017	2018	2019	2020	2021	2022
Scope 1							4,219.0	2,794.0	3,598.0
Scope 2							6,045.0	0.0	0.0
Scope 3								343.2	343.2
Offset								0.0	0.0
Net Emissions (MT CO2e)							10,264.0	3,137.2	3,941.2

Scope
■ Scope 1 ■ Scope 2 ■ Scope 3 ■ RECs ■ Offset

Years with no emissions data indicate that a Challenger did not submit emissions data in that year or was not a member of the Climate Challenge during that year.

Historical biogenic emissions are excluded from this page to simplify net emissions reporting.



Boyne Mountain Resort

Michigan, United States of America

Reduction Target:

Boyne Mountain will reduce emissions 100% by 2030.

Current Report Net Emissions:

3,941.2 MT CO₂e

Reduction Projects

Emission Source Impacted	Description	MT CO ₂ e Reduction
Electricity	Received 800 T8 LED tubes to retrofit 400 fluorescent fixtures at zero cost from OEO energy solutions. The rebate covered the entire cost of materials.	36.8
	Snowmaking equipment updated to 50 total HKD guns. Reduction estimates are based off replacing Ratnik style guns.	105.2
	Upgraded outdated thermostats in the Mountain Grand Lodge to an occupancy detecting thermostat.	420.9

Reporting Period:

2022

Reporting Period Description:

Fiscal year: May to April.



Boyne Mountain Resort

Michigan, United States of America

Advocacy

Type	Description
Climate Solutions Campaign or Letter	Signed Business for Climate Action letter stating that "Climate Action is a Business Priority" and urging President Biden and Congress to immediately act to pass climate legislation.
Community Advisory Committee	Our Director of Marketing, Kari Roder, sits on the MSIA board and has participated in their Sustainability Committee efforts to engage all Michigan ski areas in a Sustainability Certification program.
Direct Correspondence	Wrote a letter to all Democratic Senators from our states asking them to pass the Inflation Reduction Act (the \$369 billion in climate investments specifically).
Other	Monthly meeting with Boyne Mountain employees in relation to sustainability. Weekly updates to Boyne Mountain leadership teams in relation to past, present, and future projects and opportunities.

Reporting Period:

2022

Reporting Period Description:

Fiscal year: May to April.



NATIONAL SKI AREAS ASSOCIATION
**CLIMATE
CHALLENGE**



Boyne Mountain Resort

Michigan, United States of America

Boyne Mountain Resort's Story

In 2020, Boyne Resorts launched the ForeverProject, our commitment to net zero emissions and building a sustainable tomorrow. With the purchase of renewable energy credits (RECs) beginning in 2021, we formalized an ongoing commitment to 100% clean electricity. We are making great strides to reduce our carbon footprint and published the ForeverProject 2030 Master Plan in April 2023.

Following ForeverProject guiding principles of mindful efficiency, tireless conservation, and innovative collaboration, Boyne Mountain invested in and implemented several sustainability initiatives throughout fiscal year 2022-23 including updates to our snowmaking systems with 50 new HKD guns, adding customer facing recycling throughout the resort, retrofitting approximately 400 fluorescent fixtures with LED bulbs, replacing outdated equipment in our laundry building with a variable frequency drive (VFD) controlled air compressor, and installing new high efficiency washers and dryers.



Reporting Period:

2022

Reporting Period Description:

Fiscal year: May to April.





Bridger Bowl Ski Area

Montana, United States of America

Reporting Period:

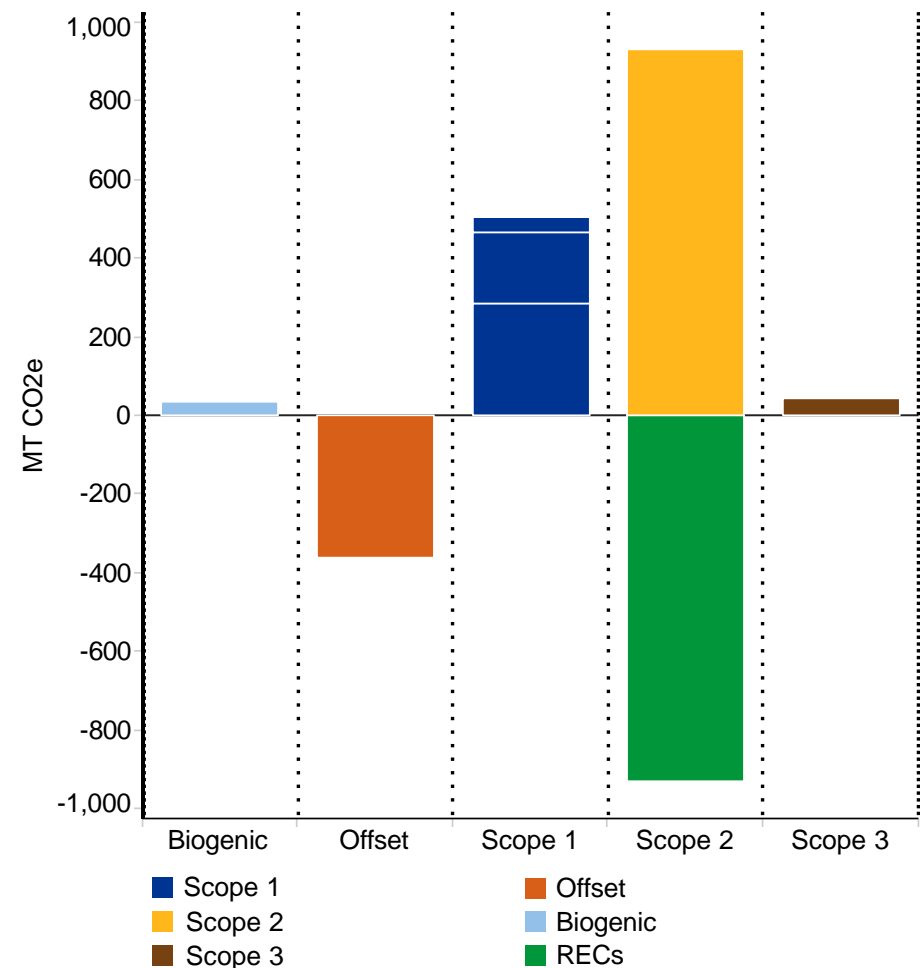
2022-23

Reporting Period Description:

Fiscal year May 1, 2022 - April 30, 2023

Emissions Inventory

Scope	Source	MT CO2e Emitted	% of Emissions
Scope 1	Wood	0.4	0.1%
	Gasoline	40.2	7.3%
	Propane	183.7	33.4%
	Diesel	282.6	51.4%
Scope 2	RECs	-932.9	
	Electricity	932.9	0.0%
Scope 3	Solid waste	42.9	7.8%
Offset	Carbon Offsets	-363.0	
Net Emissions		186.8	100.0%



Biogenic Emissions

Scope	Source	MT CO2e Emitted	% of Total Emissions
Biogenic	Biodiesel	0.0	0.0%
	Wood	35.7	100.0%
Total Emissions		35.7	100.0%



Bridger Bowl Ski Area

Montana, United States of America

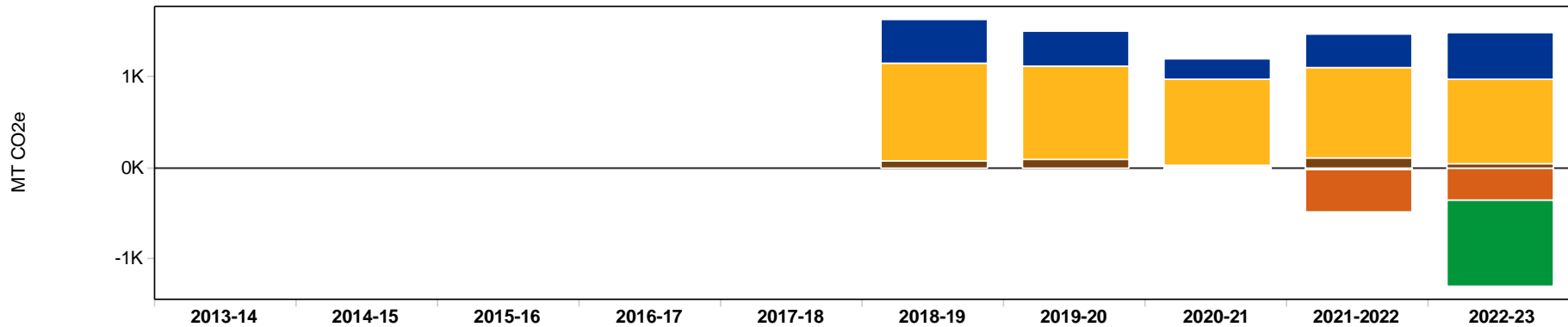
Reporting Period:

2022-23

Reporting Period Description:

Fiscal year May 1, 2022 - April 30, 2023

Net Emissions History



	2013-14	2014-15	2015-16	2016-17	2017-18	2018-19	2019-20	2020-21	2021-2022	2022-23
Scope 1						471.9	386.6	226.0	366.2	506.9
Scope 2						1,075.4	1,011.7	941.0	987.6	0.0
Scope 3						73.8	97.6	30.9	106.6	42.9
Offset								0.0	-482.0	-363.0
Net Emissions (MT CO2e)						1,621.1	1,495.9	1,197.9	978.4	186.8

Scope
■ Scope 1 ■ Scope 2 ■ Scope 3 ■ RECs ■ Offset

Years with no emissions data indicate that a Challenger did not submit emissions data in that year or was not a member of the Climate Challenge during that year.

Historical biogenic emissions are excluded from this page to simplify net emissions reporting.



Bridger Bowl Ski Area

Montana, United States of America

Reduction Target:

Bridger Bowl will reduce emissions by 5% below 22-23 emissions by 2025.

Current Report Net Emissions:

186.8 MT CO₂e

Reduction Projects

Emission Source Impacted	Description	MT CO ₂ e Reduction
Electricity	Lighting Phase 2: Saddle Peak Lodge - installed occupancy sensors in bathrooms, replaced fluorescent tubes with LED and CFL can lights with LED.	0.5
	Replaced two boilers at Deer Park Chalet with high efficiency models improving efficiency by 68,257 btu/hr per boiler.	Not Estimated
Waste oil	Collected and recycled waste engine oil and automotive grease.	5.4

Reporting Period:

2022-23

Reporting Period Description:

Fiscal year May 1, 2022 - April 30, 2023



Bridger Bowl Ski Area

Montana, United States of America

Advocacy

Type	Description
Climate Solutions Campaign or Letter	Endorsed CERES letter to President Biden & Congress. Joined CCL MT in letter to Biden asking for prioritization of strong climate provisions in the IRA.
Community Advisory Committee	Bridger participates in a county and joint agency stakeholder group promoting sustainable recreation in the Bridger mountains. We participate in CCL at the local and state level as well as Climate Smart MT.
Customer Engagement on Climate Change	Hosted on-hill CCL Snowfolk For Climate event. Sponsor Gallatin Valley Earth Day & table featuring climate change impact on ski areas. Joined CCL at a State Capitol climate rally.
Direct Correspondence	Sent a letter regarding MT HB643 devaluing distributed solar. Sent a letter to MT DEQ & governor Gianforte regarding participation in EPA Climate Pollution Reduction plan.
Other	Worked with MSU filmmaking grad student on a sustainability documentary, participated in a regenerative grazing panel at a MT ag conference, and worked to support forming a regional UTD.
Utility Engagement	Continued participation in utility/PSC stakeholder group seeking a renewable rate option for Montana communities and large business users. Member of utility advisory group.

Reporting Period:

2022-23

Reporting Period Description:

Fiscal year May 1, 2022 - April 30, 2023



Bridger Bowl Ski Area

Montana, United States of America

Bridger Bowl Ski Area's Story

Maximizing use of staff and infrastructure to accommodate record breaking visitation while retaining our feel and culture was a good challenge to face. Our Cold Smoke Commuter Challenge incentive program pushed shuttle ridership to a record 35,497 rides (95% above 21-22), averting 74.4 MTCO_{2e}. Through improved sourcing and use of waste audits to inform staff and guest education, we composted 37 tons, an increase of double last year's volume. All together 71.6 tons of waste were diverted through compost, recycling and other education efforts, averting over 121 MTCO_{2e} and taking waste diversion to 45%. Scope 1 emissions are offset by the Northern Great Plains Regenerative Grazing project and approximately 50% of our scope 2 emissions are offset through purchase of renewable energy credits from Native - A Public Benefit Corporation's managed portfolio which brings new renewable energy (RE) projects to market.



Reporting Period:

2022-23

Reporting Period Description:

Fiscal year May 1, 2022 - April 30, 2023





Brighton Ski Resort

Utah, United States of America

Reporting Period:

FY23

Reporting Period Description:

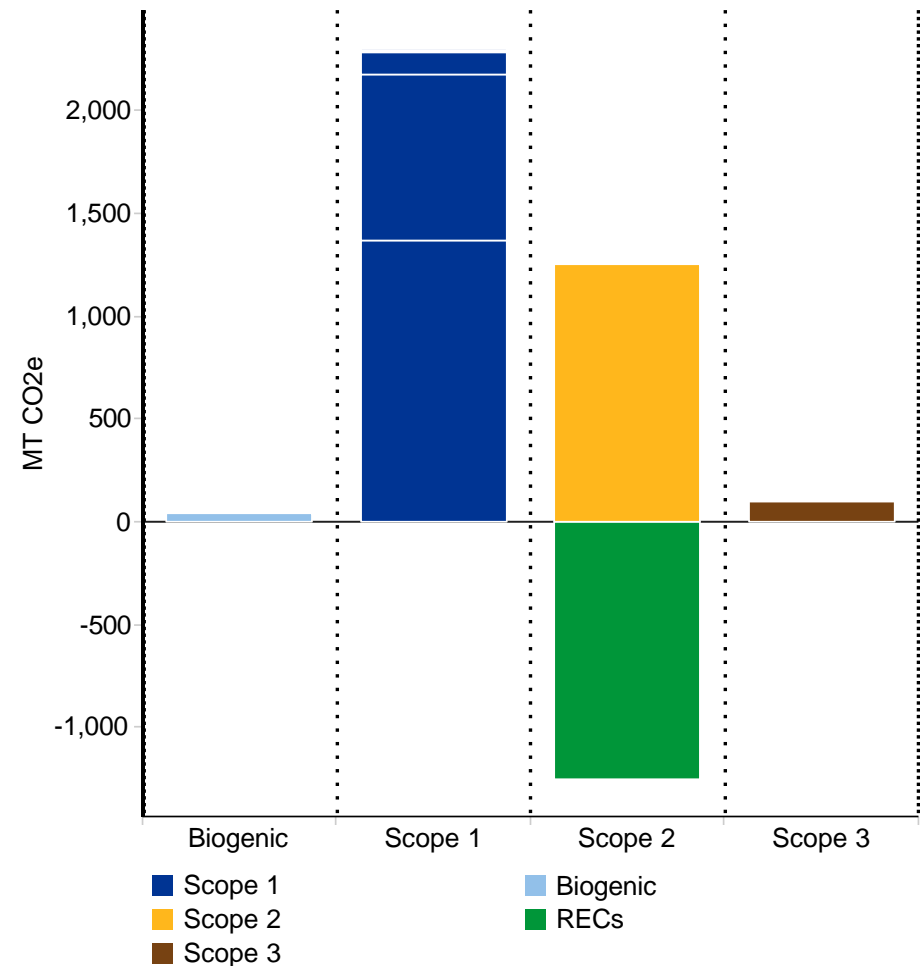
Fiscal year: May1 - April 30

Emissions Inventory

Scope	Source	MT CO2e Emitted	% of Emissions
Scope 1	Wood	0.5	0.0%
	Refrigerant	6.1	0.3%
	Waste Oil	10.5	0.4%
	Gasoline	119.7	4.9%
	Propane	809.5	33.5%
	Diesel	1,364.8	56.4%
Scope 2	RECs	-1,254.6	
	Electricity	1,254.6	0.0%
Scope 3	Reimbursed Mileage	0.2	0.0%
	Airline mileage	1.6	0.1%
	Solid waste	107.0	4.4%
Net Emissions		2,419.8	100.0%

Biogenic Emissions

Scope	Source	MT CO2e Emitted	% of Total Emissions
Biogenic	Biodiesel	0.0	0.0%
	Wood	41.0	100.0%
Total Emissions		41.0	100.0%





NATIONAL SKI AREAS ASSOCIATION
CLIMATE CHALLENGE



Brighton Ski Resort

Utah, United States of America

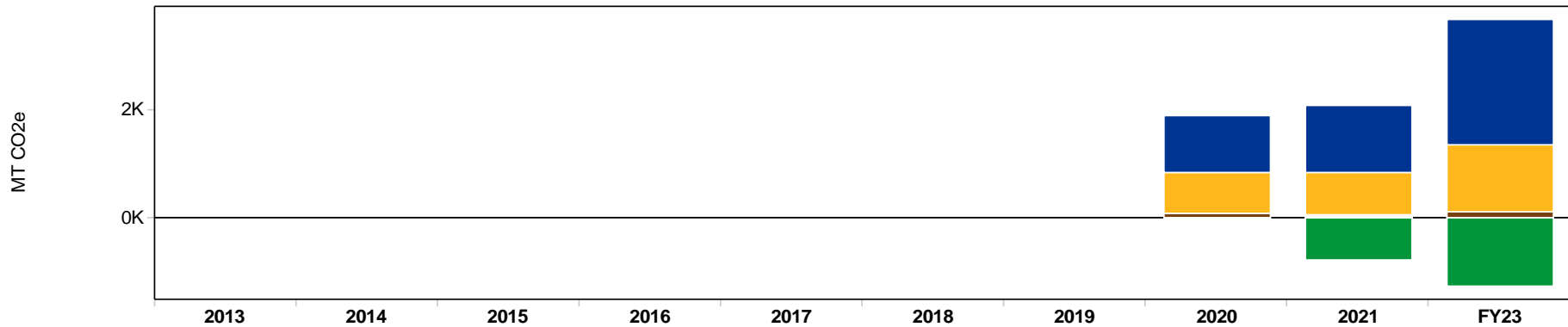
Reporting Period:

FY23

Reporting Period Description:

Fiscal year: May1 - April 30

Net Emissions History



	2013	2014	2015	2016	2017	2018	2019	2020	2021	FY23
Scope 1								1,049.0	1,237.9	2,311.1
Scope 2								756.0	0.2	0.0
Scope 3								85.0	68.8	108.7
Offset									0.0	0.0
Net Emissions (MT CO2e)								1,890.0	1,306.8	2,419.8

Scope
■ Scope 1 ■ Scope 2 ■ Scope 3 ■ RECs ■ Offset

Years with no emissions data indicate that a Challenger did not submit emissions data in that year or was not a member of the Climate Challenge during that year.

Historical biogenic emissions are excluded from this page to simplify net emissions reporting.



NATIONAL SKI AREAS ASSOCIATION
**CLIMATE
 CHALLENGE**



Brighton Ski Resort

Utah, United States of America

Reduction Target:

Brighton Resort will reduce emissions to net zero from 2019 data by 2030.

Current Report Net Emissions:

2,419.8 MT CO₂e

Reduction Projects

Emission Source Impacted	Description	MT CO ₂ e Reduction
<p>Solid waste</p>	<p>Brighton Resort implemented a cardboard bailer to divert any cardboard waste from landfill to recycling.</p>	<p>11.7</p>

Reporting Period:

FY23

Reporting Period Description:

Fiscal year: May1 - April 30



NATIONAL SKI AREAS ASSOCIATION
**CLIMATE
 CHALLENGE**



Brighton
UTAH

Brighton Ski Resort

Utah, United States of America

Advocacy

Type	Description
Climate Solutions Campaign or Letter	Signed Business for Climate Action Letter stating that "Climate Action is a Business Priority" and urging President Biden and Congress to immediately act to pass climate legislation.
Customer Engagement on Climate Change	Published previous, ongoing, and future projects on our website along with the total GHG emissions from the resort since 2020.
Direct Correspondence	Met with Clean the Darn Air campaign to discuss actions that Brighton could participate in in order to help pass their proposed bill.
Climate Solutions Campaign or Letter	Wrote a letter to all Democratic Senators from our states asking them to pass the Inflation Reduction Act (the \$369 billion in climate investments specifically).

Reporting Period:

FY23

Reporting Period Description:

Fiscal year: May1 - April 30



Brighton Ski Resort

Utah, United States of America

Brighton Ski Resort's Story

2022 and 2023 were incredible years for Brighton Resort's sustainability efforts. We focused on providing more carpool opportunities for our employees, increasing our vanpool program from six to eight vans. This translated to about 20 more employees having reliable transportation to work each day. The installation of the cardboard bailer at the end of 2022 allowed the resort to divert even more waste into recycling. We also hosted several clean up efforts which resulted in 60 bags of trash removed from our mountain. We ran two Tree Rescue Programs with Tree Utah that resulted in 300 trees moved from the slopes where they would otherwise be cut down to a safe nursery to be replanted elsewhere in the resort. We also planted 300 native shrubs in conjunction with the Brighton Summer Camp.



Reporting Period:

FY23

Reporting Period Description:

Fiscal year: May1 - April 30





Crystal Mountain Resort

Washington, United States of America

Reporting Period:

FY22

Reporting Period Description:

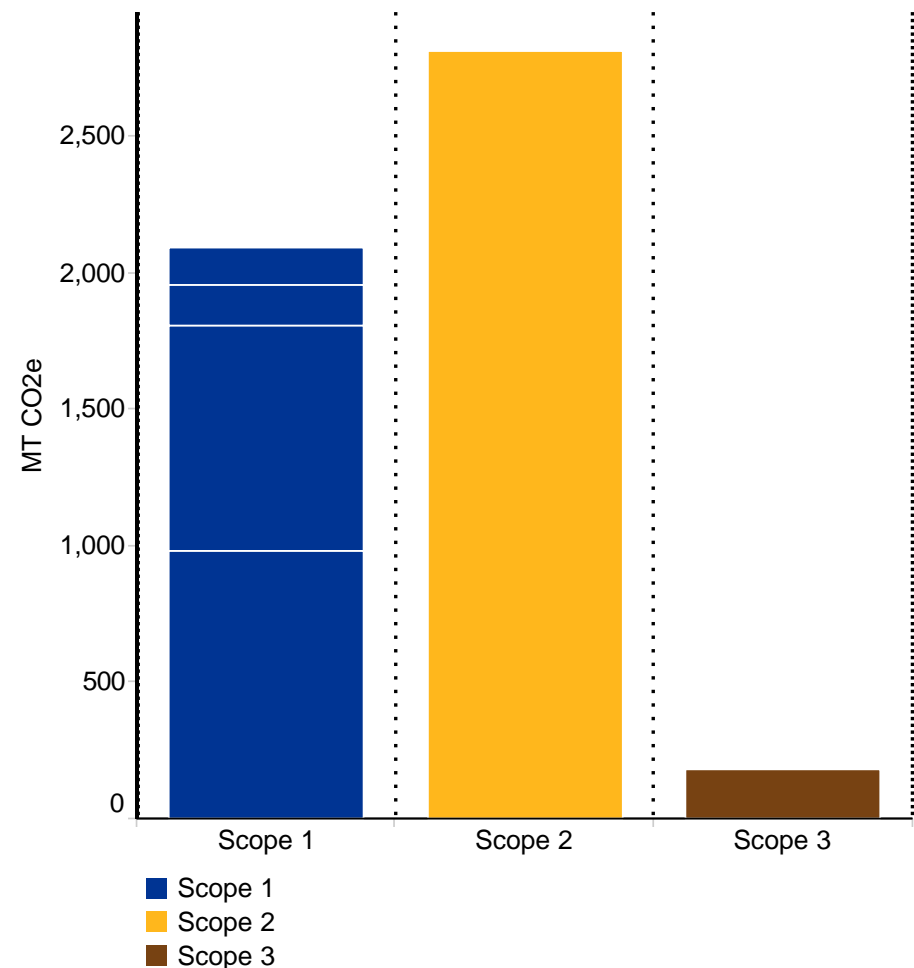
Fiscal Year: August 1, 2021- July 31, 2022

Emissions Inventory

Scope	Source	MT CO2e Emitted	% of Emissions
Scope 1	Refrigerant	136.4	2.7%
	Gasoline	148.0	2.9%
	Diesel	827.1	16.3%
	Propane	979.1	19.3%
Scope 2	Electricity	2,813.2	55.4%
Scope 3	Solid waste	178.0	3.5%
Net Emissions		5,081.8	100.0%

Biogenic Emissions

Scope	Source	MT CO2e Emitted	% of Total Emissions
Biogenic	Biodiesel	0.0	
	Wood	0.0	
Total Emissions		0.0	





NATIONAL SKI AREAS ASSOCIATION
CLIMATE CHALLENGE



Crystal Mountain Resort

Washington, United States of America


Reporting Period:

FY22

Reporting Period Description:

Fiscal Year: August 1, 2021- July 31, 2022

Net Emissions History



	FY13	FY14	FY15	FY16	FY17	FY18	FY19	FY20	FY21	FY22
Scope 1										2,090.7
Scope 2										2,813.2
Scope 3										178.0
Offset										0.0
Net Emissions (MT CO2e)										5,081.8

Scope

- Scope 1
- Scope 2
- Scope 3
- RECs
- Offset

Years with no emissions data indicate that a Challenger did not submit emissions data in that year or was not a member of the Climate Challenge during that year.

Historical biogenic emissions are excluded from this page to simplify net emissions reporting.



NATIONAL SKI AREAS ASSOCIATION
**CLIMATE
 CHALLENGE**



Crystal Mountain Resort

Washington, United States of America

Reduction Target:

Crystal Mountain Ski Resort will reduce emissions by 8% below 2022 emissions by 2025.

Current Report Net Emissions:

5,081.8 MT CO₂e

Reduction Projects

Emission Source Impacted	Description	MT CO ₂ e Reduction
Solid waste	Our employees have started hand sorting every bag of waste produced. We have been successful in zero contamination in our compost and recycling, and our diversion from landfill rate has gone from 0% to 63%.	Not Estimated
Visitor commuting	Free 15 passenger employee shuttle. It runs everyday from our employee housing to the ski resort, eliminating personal cars and their emissions from the road.	Not Estimated
	We offer free EV charging to guests.	Not Estimated

Reporting Period:

FY22

Reporting Period Description:

Fiscal Year: August 1, 2021- July 31, 2022



NATIONAL SKI AREAS ASSOCIATION
**CLIMATE
 CHALLENGE**



Crystal Mountain Resort

Washington, United States of America

Advocacy

Type	Description
Climate Solutions Campaign or Letter	Crystal Mountain Ski resort donated \$600 to the Climate Solutions Campaign, The Canopy Project. This campaign fights against deforestation by planting trees in rural communities around the globe.
Customer Engagement on Climate Change	The ski area hosted an Earth Day event to promote our recycling and compost programs. The event was interactive, having guests sort their waste.
Direct Correspondence	Crystal Mountain Ski Resort has signed up for the "America Is All In Agreement."
Other	Presented to the students from Muckleshoot Indian Tribe about the importance of being stewards of the land.
Utility Engagement	Multiple representatives of Crystal Mountain participated in a webinar on PSE's rate increases due to their "Clean Energy Transformation."

Reporting Period:

FY22

Reporting Period Description:

Fiscal Year: August 1, 2021- July 31, 2022



Crystal Mountain Resort

Washington, United States of America

Crystal Mountain Ski Resort's Story

This year at Crystal Mountain, our main focus was to get a grip on our waste management system. Our Sustainability Team has been hand-sorting waste, producing impressive results and significantly reducing the amount of trash that ends up in landfills. This process involves carefully separating different types of materials such as plastics, metals, paper, and food scraps from the general waste stream so they can be recycled, composted, or disposed of in a more environmentally friendly way. By taking this approach, our sustainability team is currently able to divert 63% of waste away from landfills, helping to conserve valuable resources and reduce the amount of greenhouse gases that are released into the atmosphere.



Reporting Period:

FY22

Reporting Period Description:

Fiscal Year: August 1, 2021- July 31, 2022





Cypress Mountain

British Columbia, Canada

Reporting Period:

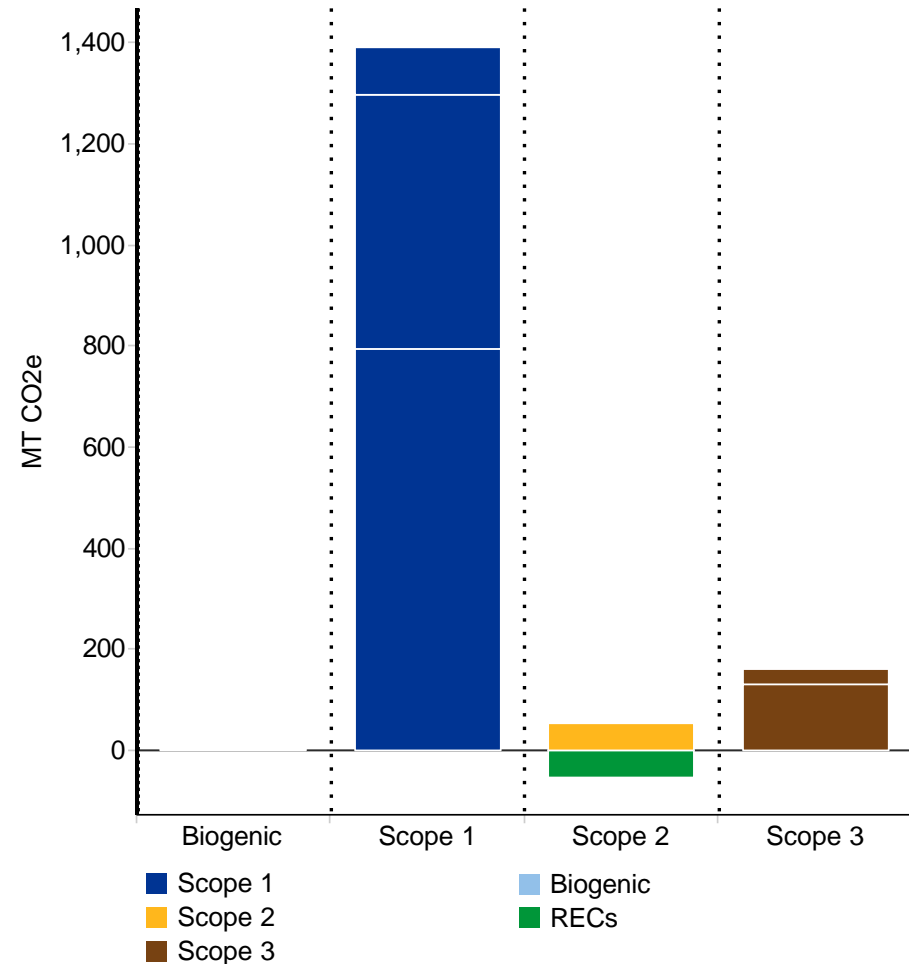
FY23

Reporting Period Description:

May 1, 2022 - Apr 30, 2023

Emissions Inventory

Scope	Source	MT CO2e Emitted	% of Emissions
Scope 1	Wood	0.0	0.0%
	Gasoline	100.0	6.4%
	Propane	500.8	32.1%
	Diesel	794.5	50.9%
Scope 2	RECs	-54.3	
	Electricity	54.3	0.0%
Scope 3	Other Scope 3	1.4	0.1%
	Solid waste	32.3	2.1%
	Visitor commuting	131.0	8.4%
Net Emissions		1,560.0	100.0%



Biogenic Emissions

Scope	Source	MT CO2e Emitted	% of Total Emissions
Biogenic	Biodiesel	0.0	0.0%
	Wood	2.5	100.0%
Total Emissions		2.5	100.0%

Cypress Mountain

British Columbia, Canada

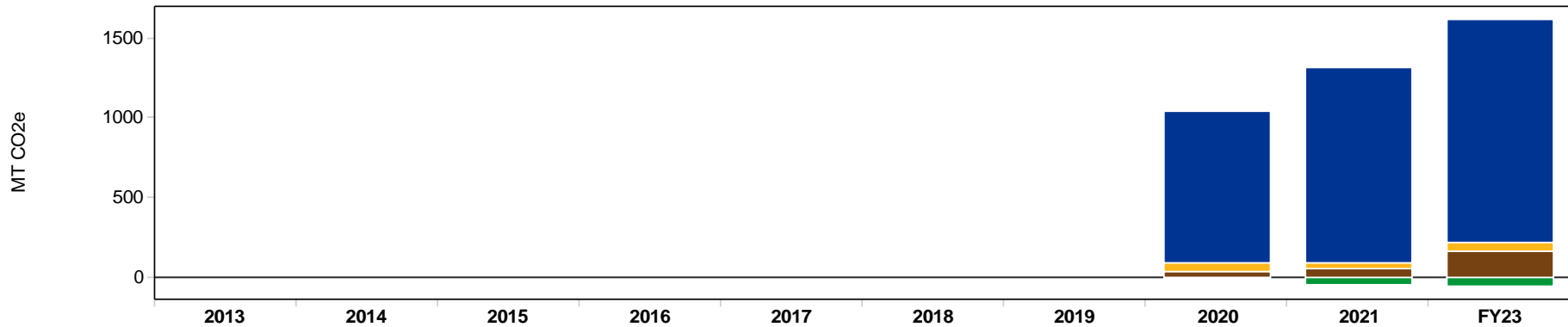
Reporting Period:

FY23

Reporting Period Description:

May 1, 2022 - Apr 30, 2023

Net Emissions History



	2013	2014	2015	2016	2017	2018	2019	2020	2021	FY23
Scope 1								948.0	1,223.2	1,395.3
Scope 2								55.0	0.0	0.0
Scope 3								33.0	49.7	164.7
Offset									0.0	0.0
Net Emissions (MT CO2e)								1,036.0	1,273.0	1,560.0

Scope

■ Scope 1
 ■ Scope 2
 ■ Scope 3
 ■ RECs
 ■ Offset

Years with no emissions data indicate that a Challenger did not submit emissions data in that year or was not a member of the Climate Challenge during that year.

Historical biogenic emissions are excluded from this page to simplify net emissions reporting.



Cypress Mountain

British Columbia, Canada

Reduction Target:

Cypress Mountain will reduce emissions to net zero by 2030.

Current Report Net Emissions:

1,560.0 MT CO₂e

Reduction Projects

Emission Source Impacted	Description	MT CO ₂ e Reduction
Solid waste	The addition of 14 waste sorting stations, improved signage and staff bussing has further increased our landfill diversion rate to 63%.	27.9
Diesel - off-road use (heavy equipment and snow-cats)	In March of 2023 we began testing renewable diesel in our grooming and heavy equipment fleets. The R30 product has a 25% reduction in GHG emissions and is at the same cost.	21
Visitor commuting	Cypress Coachlines have added an electric bus to their fleet and tested an electric parking lot shuttle in the 2022-23 season.	13.5

Reporting Period:

FY23

Reporting Period Description:

May 1, 2022 - Apr 30, 2023



NATIONAL SKI AREAS ASSOCIATION
**CLIMATE
 CHALLENGE**



Cypress Mountain

British Columbia, Canada

Advocacy

Type	Description
Climate Solutions Campaign or Letter	In 2023 Cypress Mountain signed an open letter with Protect Our Winters (POW) transit campaign to the federal government asking for better public transit to major resorts and recreation areas.
Community Advisory Committee	Our sustainability coordinator attended POW conference on Gambier Island to as a member of their ski area resort partners program.
Customer Engagement on Climate Change	In the 2023 we released our ForeverProject Master Plan with details of our Net Zero 2030 goals and shared it on social media and our website.
Direct Correspondence	Boyne Resorts wrote a letter to all Democratic Senators from our states asking them to pass the Inflation Reduction Act (the \$369 billion in climate investments specifically).
Government Meeting	We have regular and ongoing communications with BC Parks and the District of West Vancouver to improve transit options for park visitors and Cypress Mountain guests.
Utility Engagement	We have ongoing discussions with BC Hydro on future opportunities for on-site power generation in both winter and summer, through wind, micro hydro, and solar.

Reporting Period:

FY23

Reporting Period Description:

May 1, 2022 - Apr 30, 2023

Cypress Mountain

British Columbia, Canada

Cypress Mountain's Story

In 2020, Boyne Resorts launched the ForeverProject, our commitment to net zero emissions and building a sustainable tomorrow. With the purchase of renewable energy credits (RECs) beginning in 2021, we formalized an ongoing commitment to 100% clean electricity. We are making great strides to reduce our carbon footprint and published our ForeverProject 2030 Master Plan in April 2023. Following our ForeverProject guiding principles of mindful efficiency, tireless conservation, and innovative collaboration, Cypress Mountain invested in and implemented several sustainability initiatives throughout fiscal year 2022-23:

Fuel Efficiencies

- Testing renewable diesel in our mountain operations
- Utilizing an electric car for city runs and company business
- Monitoring idle times in snowcats

Waste Management


- 14 new sorting stations to increase diversion rates
- Purchase of reusable dishware at the Hollyburn Lodge

Outreach

- Sustainability training for 1000+ staff during onboarding

Reporting Period:

FY23



Reporting Period Description:

May 1, 2022 - Apr 30, 2023





Deer Valley Resort

Utah, United States of America

Reporting Period:

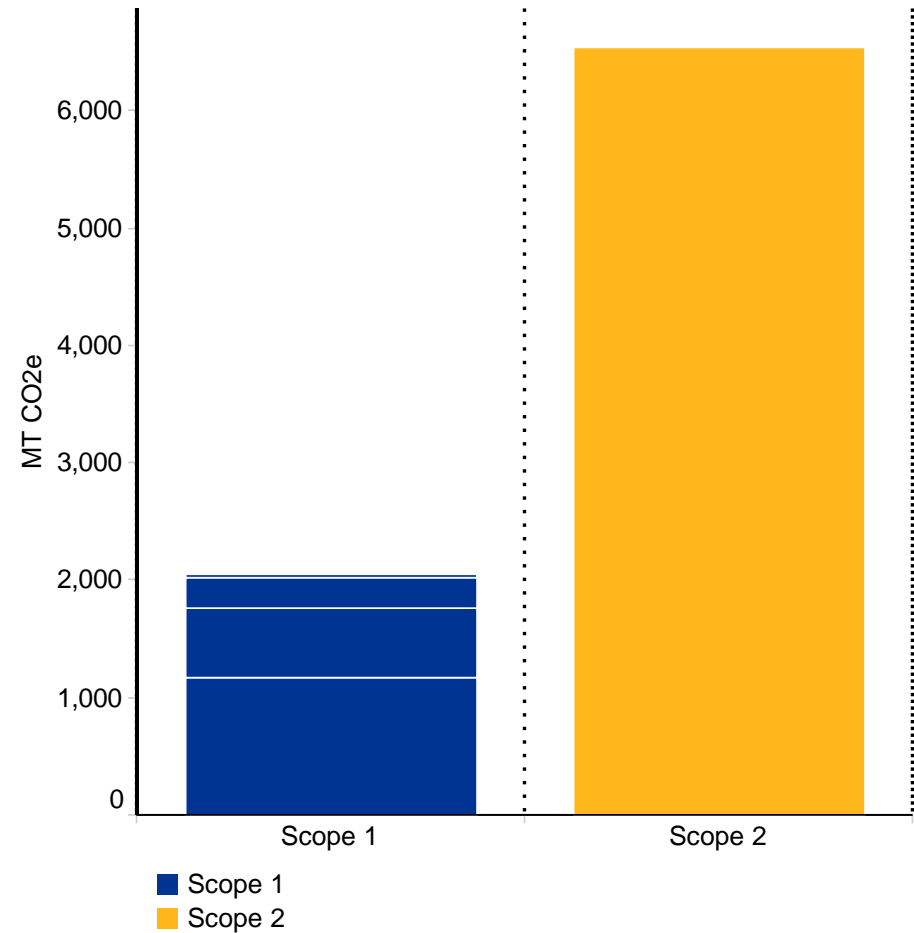
FY22

Reporting Period Description:

FY22 ran from July 31, 2021 to Aug 1, 2022

Emissions Inventory

Scope	Source	MT CO2e Emitted	% of Net Emissions
Scope 1	Propane	31.8	0.4%
	Natural Gas	255.5	3.0%
	Diesel	588.9	6.9%
	Gasoline	1,170.8	13.6%
Scope 2	Electricity	6,545.9	76.2%
Net Emissions		8,592.9	100.0%



Biogenic Emissions

Scope	Source	MT CO2e Emitted	% of Total Emissions
Biogenic	Biodiesel	0.0	
	Wood	0.0	
Total Emissions		0.0	



NATIONAL SKI AREAS ASSOCIATION
CLIMATE CHALLENGE



DEER VALLEY
RESORT

Deer Valley Resort

Utah, United States of America

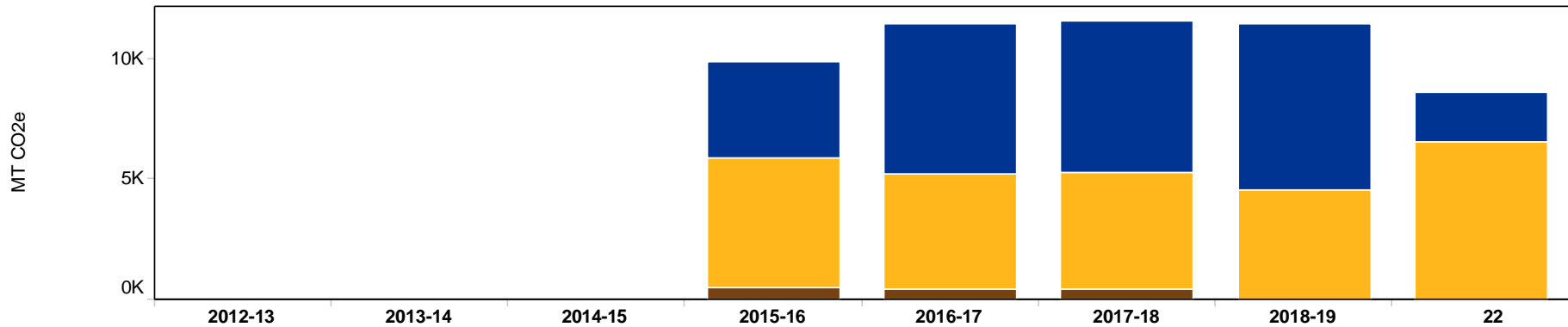
Reporting Period:

FY22

Reporting Period Description:

FY22 ran from July 31, 2021 to Aug 1, 2022

Net Emissions History



	2012-13	2013-14	2014-15	2015-16	2016-17	2017-18	2018-19	22
Scope 1				3,994.1	6,258.2	6,312.2	6,895.7	2,047.0
Scope 2				5,428.5	4,735.6	4,871.6	4,556.2	6,545.9
Scope 3				464.3	451.4	415.9		
Offset								
Net Emissions (MT CO2e)				9,886.9	11,445.2	11,599.7	11,452.0	8,592.9

Scope

■ Scope 1
 ■ Scope 2
 ■ Scope 3
 ■ RECs
 ■ Offset

Years with no emissions data indicate that a Challenger did not submit emissions data in that year or was not a member of the Climate Challenge during that year.

Historical biogenic emissions are excluded from this page to simplify net emissions reporting.



NATIONAL SKI AREAS ASSOCIATION
**CLIMATE
 CHALLENGE**



**DEER VALLEY
 RESORT**

Deer Valley Resort

Utah, United States of America

Reduction Target:

Reduce emissions 8% in FY24 from the previous year.

Current Report Net Emissions:

8,592.9 MT CO₂e

Reduction Projects

Emission Source Impacted	Description	MT CO ₂ e Reduction
Employee commuting	Employee trip reduction incentive program.	20.1

Reporting Period:

FY22

Reporting Period Description:

FY22 ran from July 31, 2021 to Aug 1, 2022



NATIONAL SKI AREAS ASSOCIATION
**CLIMATE
 CHALLENGE**



**DEER VALLEY
 RESORT**

Deer Valley Resort

Utah, United States of America

Advocacy

Type	Description
Community Advisory Committee	Participate in the Park City Community Foundation's Climate Fund Steering Committee focused on waste reduction in the community.
Government Meeting	Participated in government meeting around recycling ordinance in the community and transportation/transit initiatives in the community.
Other	Participate in emerging disruptors transportation committee.
Utility Engagement	Power Purchase Agreement (PPA) with utility to provide renewable energy to the resort. Finalized agreement this year.

Reporting Period:

FY22

Reporting Period Description:

FY22 ran from July 31, 2021 to Aug 1, 2022



Deer Valley Resort

Utah, United States of America

Deer Valley Resort's Story

In Utah, there is an ongoing state wide effort to boost pollinator populations by planting 90,000 native resource plants over a three year time period. This past year, Deer Valley was awarded a grant through the Utah Pollinator Habitat Program to plant two new pollinator gardens at the resort. One of the pollinator gardens boasts wetland plant species while the other has prairie type plants. Both gardens were planted with perennials, ensuring that the gardens will return year after year to help attract pollinators to the resort. Along with the native pollinators, Deer Valley also installed insect/bee hotels and educational signage for guests to understand the importance of these efforts.



Reporting Period:

FY22

Reporting Period Description:

FY22 ran from July 31, 2021 to Aug 1, 2022



Eldora Mountain Resort

Colorado, United States of America

Reporting Period:

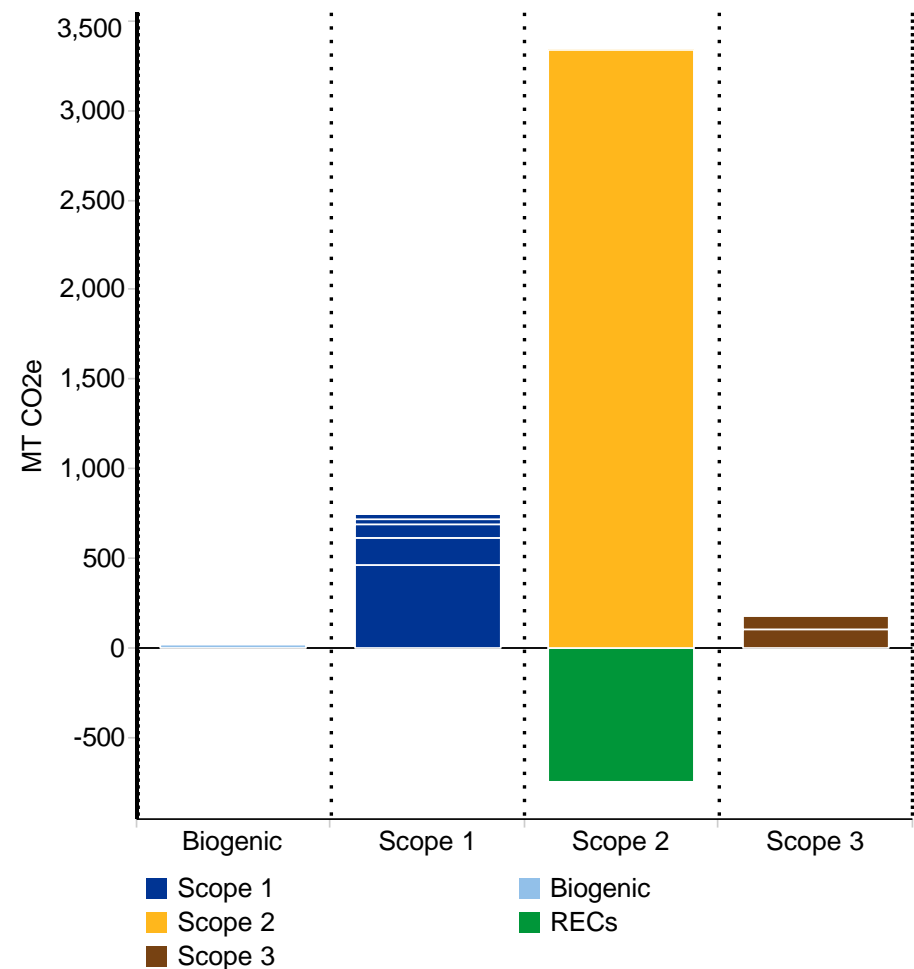
2021-22

Reporting Period Description:

Fiscal Year: October 2021 - September 2022

Emissions Inventory

Scope	Source	MT CO ₂ e Emitted	% of Emissions
Scope 1	Wood	0.3	0.0%
	Other Scope 1	31.6	0.9%
	Propane	32.0	0.9%
	Gasoline	78.2	2.2%
	Natural Gas	149.6	4.2%
	Diesel	462.0	13.1%
Scope 2	RECs	-751.8	
	Electricity	3,341.4	73.3%
Scope 3	Reimbursed Mileage	1.0	0.0%
	Employee commuting - public transit	13.5	0.4%
	Solid waste	69.0	2.0%
	Visitor commuting - public transit	105.6	3.0%
Net Emissions		3,532.4	100.0%



Biogenic Emissions

Scope	Source	MT CO ₂ e Emitted	% of Total Emissions
Biogenic	Biodiesel	0.0	0.0%
	Wood	22.1	100.0%
Total Emissions		22.1	100.0%

Eldora Mountain Resort

Colorado, United States of America

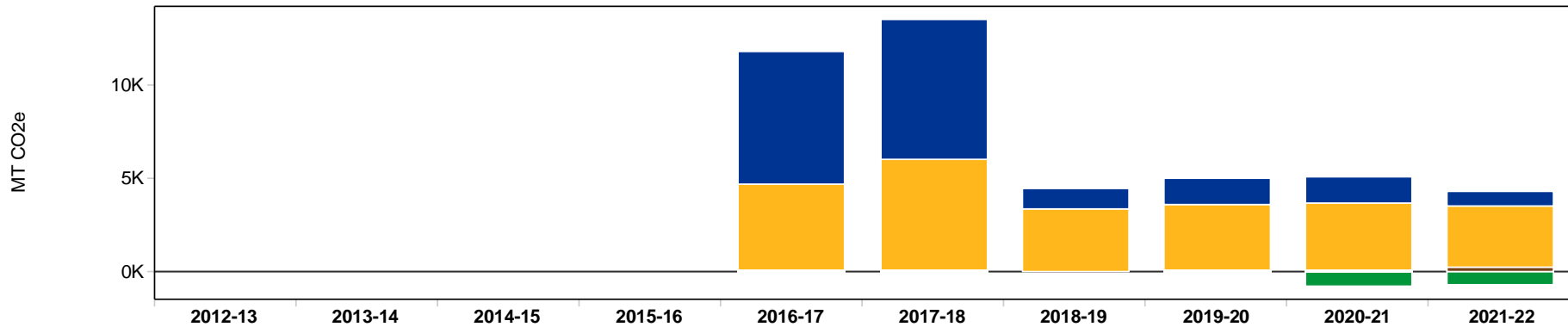
Reporting Period:

2021-22

Reporting Period Description:

Fiscal Year: October 2021 - September 2022

Net Emissions History



	2012-13	2013-14	2014-15	2015-16	2016-17	2017-18	2018-19	2019-20	2020-21	2021-22
Scope 1					7,173.2	7,525.9	1,109.0	1,417.0	1,409.9	753.7
Scope 2					4,618.4	5,959.7	3,374.0	3,519.0	2,787.8	2,589.6
Scope 3					61.5	61.2		48.1	40.6	189.1
Offset									0.0	0.0
Net Emissions (MT CO2e)					11,853.1	13,546.7	4,483.0	4,984.1	4,238.2	3,532.4

Scope
■ Scope 1 ■ Scope 2 ■ Scope 3 ■ RECs ■ Offset

Years with no emissions data indicate that a Challenger did not submit emissions data in that year or was not a member of the Climate Challenge during that year.

Historical biogenic emissions are excluded from this page to simplify net emissions reporting.



Eldora Mountain Resort

Colorado, United States of America

Reduction Target:

Eldora Mountain Resort will reduce emissions by 15% annually.

Current Report Net Emissions:

3,532.4 MT CO₂e

Reduction Projects

Emission Source Impacted	Description	MT CO ₂ e Reduction
Visitor commuting	Eldora expanded the sustainable transportation program to reduce Scope 3 emissions by providing complimentary bus tickets to skier guests on weekends and holidays.	105.6

Reporting Period:

2021-22

Reporting Period Description:

Fiscal Year: October 2021 - September 2022



Eldora Mountain Resort

Colorado, United States of America

Advocacy

Type	Description
Climate Solutions Campaign or Letter	Sent ski industry support letter to state representatives to encourage Climate Action in the 117th Congress and to co-sponsor the Energy Innovation and Carbon Dividend Act (EICDA).
Community Advisory Committee	The Director of Sustainability and Project Development for Eldora is on the Sustainability Advisory Board for the Town of Nederland and chairs the Zero Waste Committee for the Town of Nederland.
Customer Engagement on Climate Change	Social posts that promoted alternative transportation to the resort, EV charging rebates, and recycling tips. Partnered with environmental organizations like POW and Leave No Trace (LNT) on Play Forever Wednesdays.
Government Meeting	Presented to the Nederland Board of Trustees for approval on partnership with the Town for a wetlands restoration project. It was approved and is breaking ground Summer 2023.
Utility Engagement	Working with Xcel account representative to procure renewable energy so Eldora can meet goal of 100% renewable by 2025.

Reporting Period:

2021-22

Reporting Period Description:

Fiscal Year: October 2021 - September 2022

Eldora Mountain Resort

Colorado, United States of America

Eldora Mountain Resort's Story

During FY22, Eldora expanded the sustainable transportation program to reduce Scope 3 emissions by providing complimentary bus tickets to skier guests, in addition to employees, which offset 100 MT CO2 emissions by reducing 356,562 miles of cars commuting to the resort.

Additional sustainability programs and practices implemented during FY22:

1. Received a \$90,000 grant from Charge Ahead Colorado and the Regional Air Quality Council to go towards installing 15 dual port (30 chargers) EV chargers
2. Hosted third annual Mountain Clean up where over 4,000lbs of trash was cleared from the mountain and sorted for scrap metal, wood, recycle and landfill
3. Partnered with Xcel Energy to complete a strategic energy management plan
4. Installed sub meter in Nordic Center to establish energy consumption for a future solar project
5. Eldora completed multi-year company-wide retro-fit upgrade incandescent bulbs and T8 fixtures to LEDs



Reporting Period:

2021-22

Reporting Period Description:

Fiscal Year: October 2021 - September 2022





Jackson Hole Mountain Resort

Wyoming, United States of America

Reporting Period:

FY22

Reporting Period Description:

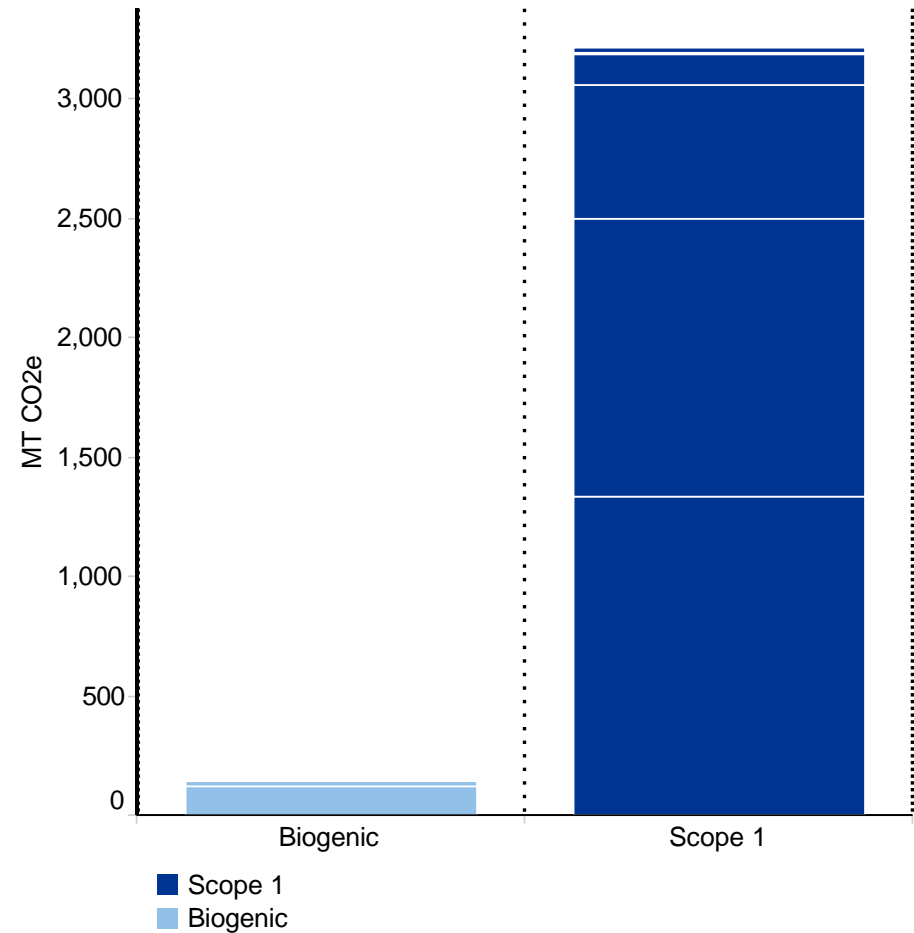
June 1, 2021-May 31, 2022

Emissions Inventory

Scope	Source	MT CO2e Emitted	% of Net Emissions
Scope 1	Wood	0.3	0.0%
	Propane	20.5	0.6%
	Gasoline	139.0	4.3%
	Natural Gas	560.1	17.4%
	Biodiesel	1,161.5	36.1%
	Diesel	1,336.9	41.5%
Net Emissions		3,218.3	100.0%

Biogenic Emissions

Scope	Source	MT CO2e Emitted	% of Total Emissions
Biogenic	Wood	24.6	17.1%
	Biodiesel	119.4	82.9%
Total Emissions		144.0	100.0%



Jackson Hole Mountain Resort

Wyoming, United States of America

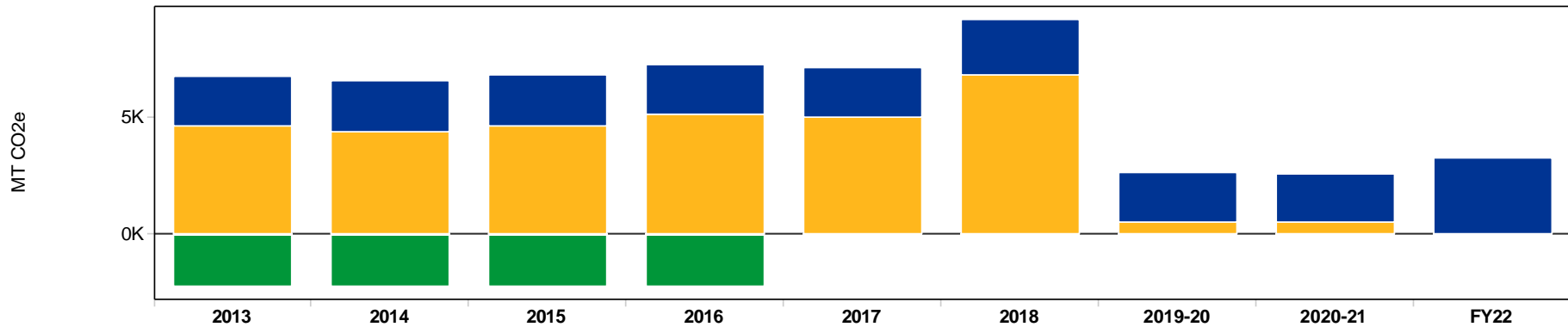
Reporting Period:

FY22

Reporting Period Description:

June 1, 2021-May 31, 2022

Net Emissions History



	2013	2014	2015	2016	2017	2018	2019-20	2020-21	FY22
Scope 1	2,172.6	2,201.8	2,172.6	2,122.1	2,106.6	2,415.5	2,166.0	2,114.0	3,218.3
Scope 2	2,345.7	2,081.6	2,360.6	2,848.8	5,018.5	6,809.2	462.0	464.0	0.0
Scope 3	0.0	0.0	0.0	0.0	0.0	0.0	0.0	0.0	0.0
Offset	0.0	0.0	0.0	0.0	0.0	0.0	0.0	0.0	0.0
Net Emissions (MT CO2e)	4,518.3	4,283.4	4,533.2	4,970.8	7,125.0	9,224.7	2,628.0	2,578.0	3,218.3

Scope

■ Scope 1
 ■ Scope 2
 ■ Scope 3
 ■ RECs
 ■ Offset

Years with no emissions data indicate that a Challenger did not submit emissions data in that year or was not a member of the Climate Challenge during that year.

Historical biogenic emissions are excluded from this page to simplify net emissions reporting.



NATIONAL SKI AREAS ASSOCIATION
**CLIMATE
 CHALLENGE**



Jackson Hole Mountain Resort

Wyoming, United States of America

Reduction Target:

Jackson Hole Mountain Resort will reduce emissions by 10% from its 2022 baseline by 2025.

Current Report Net Emissions:

3,218.3 MT CO₂e

Reduction Projects

Emission Source Impacted	Description	MT CO ₂ e Reduction
Solid waste	Retail locations switched from plastic to recycled reusable bags.	Not Estimated
Diesel - off-road use (heavy equipment and snow-cats)	Replaced 4 Tier 4 snowcats with cleaner burning Tier 4/Stage 5 snowcats.	Not Estimated

Reporting Period:

FY22

Reporting Period Description:

June 1, 2021-May 31, 2022



NATIONAL SKI AREAS ASSOCIATION
**CLIMATE
 CHALLENGE**



Jackson Hole Mountain Resort

Wyoming, United States of America

Advocacy

Type	Description
<p>Community Advisory Committee</p>	<p>Jackson Hole Mountain Resort (JHMR) partners with Friends of Pathways, a community organization committed to combatting climate change through their promotion of sustainable transportation and healthy recreation in Teton County.</p>
<p>Customer Engagement on Climate Change</p>	<p>Signage on all lift towers noting that the electricity used to power the lifts is 100% wind derived and produced the video "100% Wind - Jackson Hole Turns to the Elements".</p>
<p>Other</p>	<p>Creation of internal Sustainability Steering Committee in May of 2022.</p>

Reporting Period:

FY22

Reporting Period Description:

June 1, 2021-May 31, 2022



Jackson Hole Mountain Resort

Wyoming, United States of America

Jackson Hole Mountain Resort's Story

During the reporting time period (fiscal year ending May 31, 2022), sustainability efforts were not directly managed due to turnover. In the spring of 2022, we reengaged sustainability, hosting on an off-site roundtable discussion with our cross-departmental leadership team, as well as assigning a steering committee and committee head. We are encouraged by the reinvigoration of these efforts and hope to participate in the Climate Challenge more directly going forward.



Reporting Period:

FY22

Reporting Period Description:

June 1, 2021-May 31, 2022





Killington Ski Resort / Pico Mountain

Vermont, United States of America

Reporting Period:

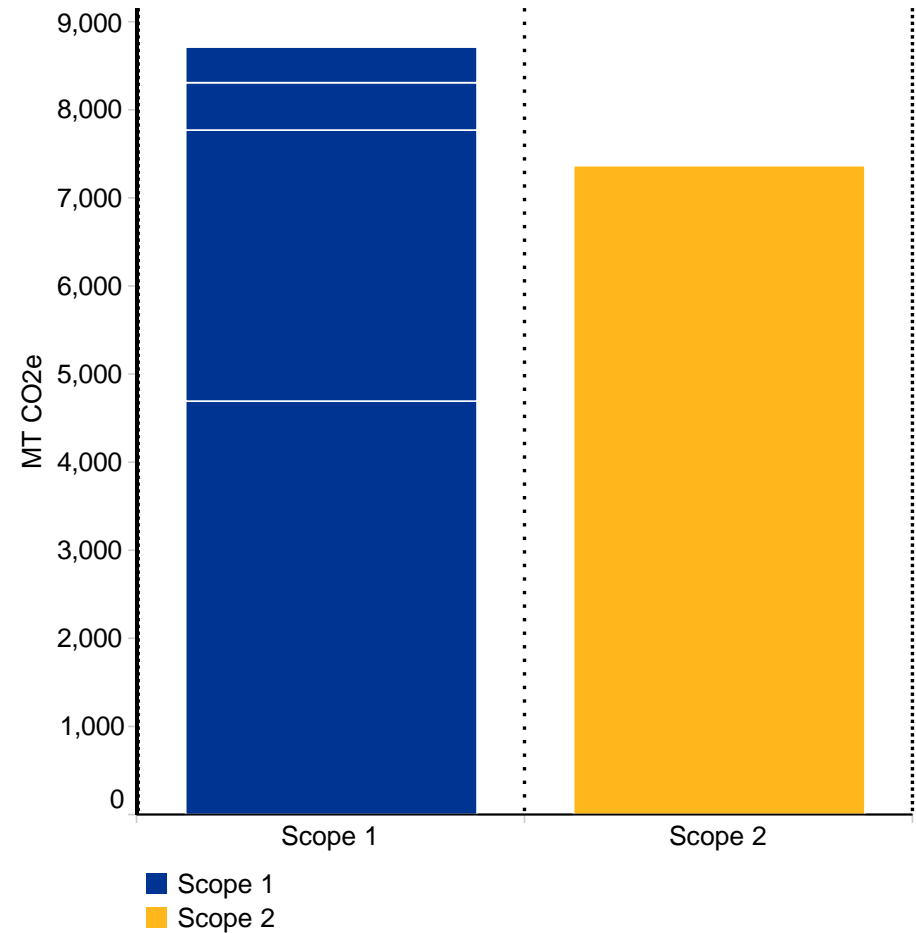
2021-22

Reporting Period Description:

Fiscal Year: 10/1/2021 - 9/30/22

Emissions Inventory

Scope	Source	MT CO2e Emitted	% of Emissions
Scope 1	Gasoline	413.6	2.6%
	Fuel Oil	532.9	3.3%
	Propane	3,068.2	19.1%
	Diesel	4,695.7	29.2%
Scope 2	Electricity	7,361.6	45.8%
Net Emissions		16,072.0	100.0%



Biogenic Emissions

Scope	Source	MT CO2e Emitted	% of Total Emissions
Biogenic	Biodiesel	0.0	
	Wood	0.0	
Total Emissions		0.0	



Killington Ski Resort / Pico Mountain

Vermont, United States of America

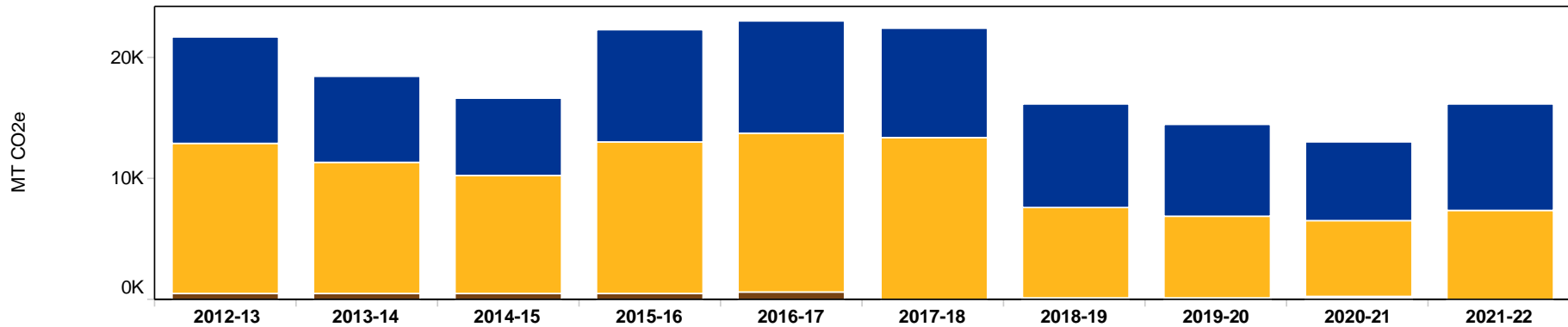
Reporting Period:

2021-22

Reporting Period Description:

Fiscal Year: 10/1/2021 - 9/30/22

Net Emissions History



	2012-13	2013-14	2014-15	2015-16	2016-17	2017-18	2018-19	2019-20	2020-21	2021-22
Scope 1	8,877.3	7,055.7	6,334.9	9,320.3	9,340.9	9,068.3	8,533.3	7,568.0	6,555.6	8,710.4
Scope 2	12,390.9	10,837.3	9,785.4	12,468.2	13,157.6	13,340.0	7,431.1	6,725.0	6,236.7	7,361.6
Scope 3	439.7	486.6	436.1	513.8	546.4	0.0	177.6	177.6	237.6	0.0
Offset								0.0	0.0	0.0
Net Emissions (MT CO2e)	21,707.9	18,379.6	16,556.5	22,302.3	23,044.8	22,408.3	16,142.0	14,470.6	13,029.9	16,072.0

Scope
■ Scope 1 ■ Scope 2 ■ Scope 3 ■ RECs ■ Offset

Years with no emissions data indicate that a Challenger did not submit emissions data in that year or was not a member of the Climate Challenge during that year.

Historical biogenic emissions are excluded from this page to simplify net emissions reporting.



NATIONAL SKI AREAS ASSOCIATION
**CLIMATE
 CHALLENGE**



Killington Ski Resort / Pico Mountain

Vermont, United States of America

Reduction Target:

Current Report Net Emissions:

16,072.0 MT CO₂e

Reduction Projects

Emission Source Impacted	Description	MT CO ₂ e Reduction
Electricity	Air compressor replacement.	94.6
	Air-to-air coolers replacement.	5.5

Reporting Period:

2021-22

Reporting Period Description:

Fiscal Year: 10/1/2021 - 9/30/22

Loon Mountain Resort

New Hampshire, United States of America

Reporting Period:

FY23

Reporting Period Description:

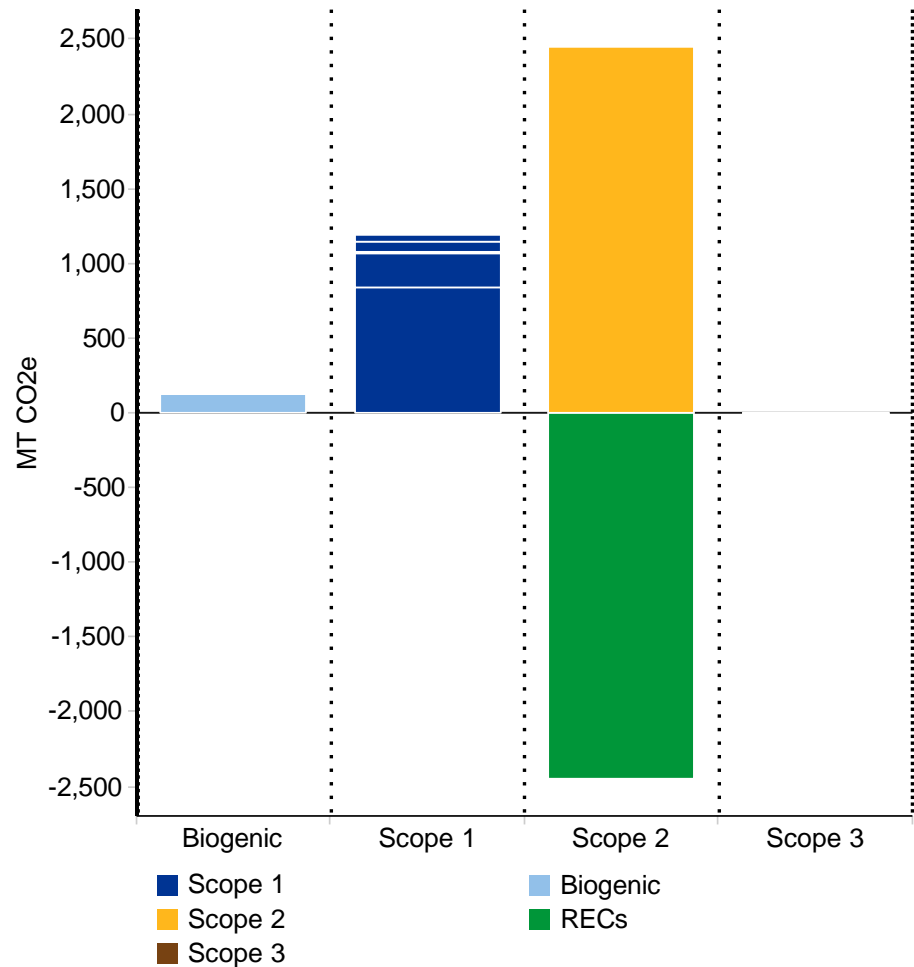
May 2022 - April 2023

Emissions Inventory

Scope	Source	MT CO ₂ e Emitted	% of Net Emissions
Scope 1	Wood	1.5	0.1%
	Waste Oil	9.0	0.7%
	Gasoline	55.3	4.6%
	Fuel Oil	60.1	5.0%
	Propane	241.3	20.0%
	Diesel	838.2	69.5%
Scope 2	RECs	-2,452.0	
	Electricity	2,452.0	
Scope 3	Solid waste	0.0	0.0%
	Airline mileage	0.6	0.1%
	Reimbursed Mileage	0.7	0.1%
Net Emissions		1,206.8	100.0%

Biogenic Emissions

Scope	Source	MT CO ₂ e Emitted	% of Total Emissions
Biogenic	Biodiesel	0.0	0.0%
	Wood	123.0	100.0%
Total Emissions		123.0	100.0%



Loon Mountain Resort

New Hampshire, United States of America


Reporting Period:

FY23

Reporting Period Description:

May 2022 - April 2023

Net Emissions History



	2013	2014	2015	2016	2017	2018	2019	2020	2021	FY23
Scope 1								1,021.0	1,374.2	1,205.4
Scope 2								2,476.0	0.0	0.0
Scope 3								85.0	119.9	1.4
Offset									0.0	0.0
Net Emissions (MT CO2e)								3,582.0	1,494.0	1,206.8

Scope
■ Scope 1 ■ Scope 2 ■ Scope 3 ■ RECs ■ Offset

Years with no emissions data indicate that a Challenger did not submit emissions data in that year or was not a member of the Climate Challenge during that year.

Historical biogenic emissions are excluded from this page to simplify net emissions reporting.



Loon Mountain Resort

New Hampshire, United States of America

Reduction Target:

All Boyne Resorts are working towards our ForeverProject goal of meeting net neutral GHG emissions by 2030.

Current Report Net Emissions:

1,206.8 MT CO₂e

Reduction Projects

Emission Source Impacted	Description	MT CO ₂ e Reduction
<p>Electricity</p>	<p>Loon has installed fully automated snowmaking equipment. Four fully automated fan guns—along with 22 semi-automated hydrants—were installed. Automation in snowmaking improves energy efficiency by reducing setup and shutdown times.</p>	<p>Not Estimated</p>

Reporting Period:

FY23

Reporting Period Description:

May 2022 - April 2023



Loon Mountain Resort

New Hampshire, United States of America

Advocacy

Type	Description
Climate Solutions Campaign or Letter	Signed Business for Climate Act Letter which stated "Climate Action is a Business Priority" and urged President Biden and Congress to immediately act to pass climate legislation.
Community Advisory Committee	Loon has become a member of Clean Energy New Hampshire which utilizes their state-wide network to advocate for sustainability policy, support clean energy companies, engage in outreach, and education.
Customer Engagement on Climate Change	Loon has created an option for guests to donate to the National Forest Foundation, which is an organization that focuses on conserving the National Forest.
Direct Correspondence	Boyer Resorts wrote a letter to all Democratic Senators from our states asking them to pass the Inflation Reduction Act (the \$369 billion in climate investments specifically).
Other	Published a 2021 Annual Report internally - a synopsis of our mission's areas of focus in advocacy, emissions, reduction targets, project implementations, accomplishments, and goals for the future.

Reporting Period:

FY23

Reporting Period Description:

May 2022 - April 2023



Loon Mountain Resort

New Hampshire, United States of America

Loon Mountain Resort's Story

In 2020, Boyne Resorts launched the ForeverProject, our commitment to net zero emissions and building a sustainable tomorrow. With the purchase of renewable energy credits (RECs) beginning in 2021, we formalized an ongoing commitment to 100% clean electricity. We are making great strides to reduce our carbon footprint by publishing our 2030 Master Plan. Following our guiding principles of mindful efficiency, tireless conservation, and innovative collaboration, Loon has invested and implemented the following additional resort specific sustainability initiatives throughout fiscal year 2022-2023:

- 1.) An energy-efficient dishwasher was installed at Camp III, Loon's on-mountain lodge. The dishwasher eliminates single-use tableware and drinkware while reducing transportation fuel consumption to and from the venue. Fewer trips to the on-hill lodge and less single-use waste significantly reduces our diesel usage, and landfill waste.
- 2.) Two electric Ford Lightning trucks have replaced two gasoline vehicles at the resort. The new trucks are being used by the Building Maintenance and Administration teams for on- and off-resort transportation.
- 3.) Eleven waste centers have been put in place and now provide a clear way for guests to properly dispose of waste and recycling.



Reporting Period:

FY23

Reporting Period Description:

May 2022 - April 2023





Mammoth and June Mountain

California, United States of America

Reporting Period:

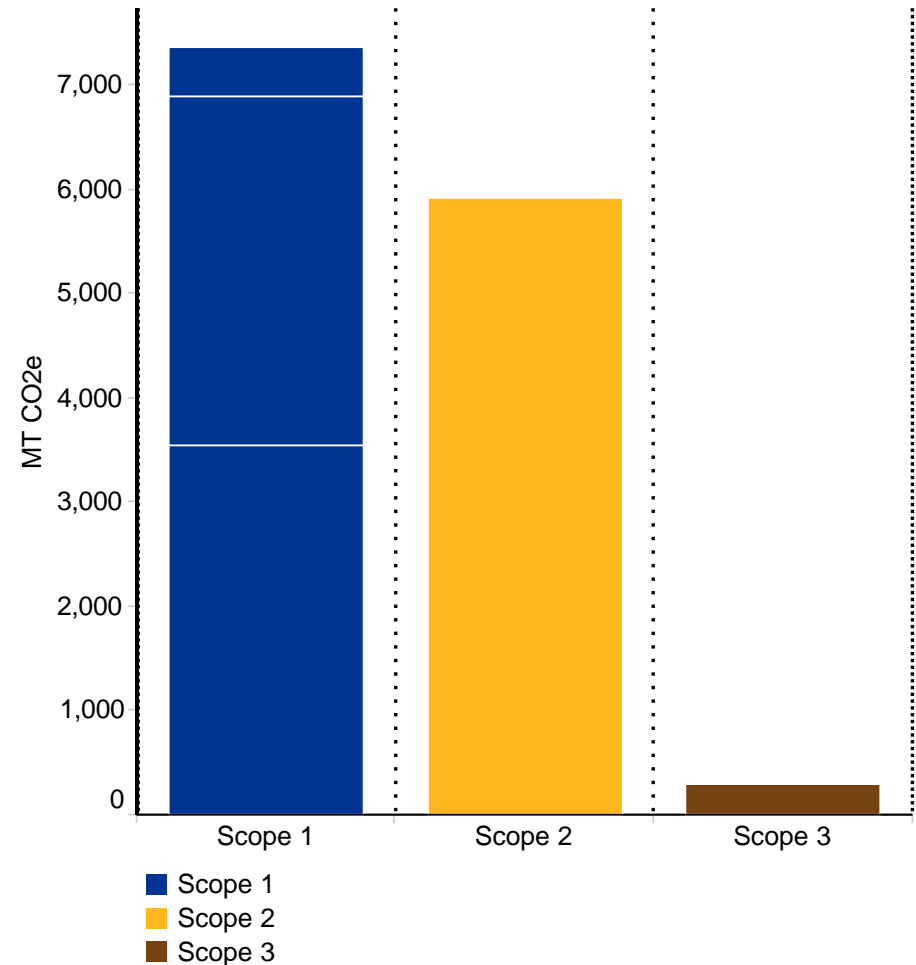
FY22

Reporting Period Description:

Fiscal year: Aug 2021 through July 2022

Emissions Inventory

Scope	Source	MT CO2e Emitted	% of Emissions
Scope 1	Gasoline	472.0	3.5%
	Propane	3,345.3	24.6%
	Diesel	3,551.1	26.2%
Scope 2	Electricity	5,917.3	43.6%
Scope 3	Solid waste	293.3	2.2%
Net Emissions		13,579.0	100.0%



Biogenic Emissions

Scope	Source	MT CO2e Emitted	% of Total Emissions
Biogenic	Biodiesel	0.0	
	Wood	0.0	
Total Emissions		0.0	



Mammoth and June Mountain

California, United States of America

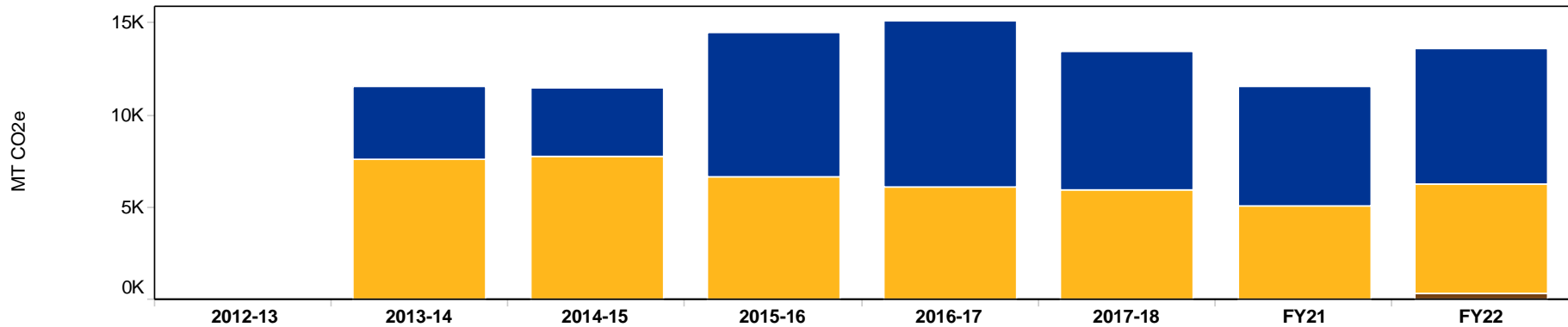
Reporting Period:

FY22

Reporting Period Description:

Fiscal year: Aug 2021 through July 2022

Net Emissions History



	2012-13	2013-14	2014-15	2015-16	2016-17	2017-18	FY21	FY22
Scope 1		3,977.6	3,676.5	7,808.8	9,030.4	7,553.7	6,424.8	7,368.4
Scope 2		7,571.7	7,761.7	6,634.6	6,109.2	5,899.2	5,086.6	5,917.3
Scope 3		0.0	0.0	0.0	0.0	0.0	0.0	293.3
Offset							0.0	0.0
Net Emissions (MT CO2e)		11,549.3	11,438.3	14,443.4	15,139.5	13,452.9	11,511.4	13,579.0

Scope

■ Scope 1
 ■ Scope 2
 ■ Scope 3
 ■ RECs
 ■ Offset

Years with no emissions data indicate that a Challenger did not submit emissions data in that year or was not a member of the Climate Challenge during that year.

Historical biogenic emissions are excluded from this page to simplify net emissions reporting.



NATIONAL SKI AREAS ASSOCIATION
**CLIMATE
 CHALLENGE**



Mammoth and June Mountain

California, United States of America

Reduction Target:

Mammoth and June Mountain will reduce emissions by 10% below 2020/2021 emissions by 2025.

Current Report Net Emissions:

13,579.0 MT CO₂e

Reduction Projects

Emission Source Impacted	Description	MT CO ₂ e Reduction
Solid waste	Mammoth purchased a BioCoTech Biospeed composting machine for our mid-station facility. It is estimated to reduce organic waste volume for that location by 70-90%.	42
Diesel - lift auxiliary power	June Mountain replaced a Tier 0 auxiliary engine for its J1 Chairlift with a cleaner Tier 4 engine. It's estimated to reduce the NO _x and PM emissions by 85-95%.	Not Estimated

Reporting Period:

FY22

Reporting Period Description:

Fiscal year: Aug 2021 through July 2022



NATIONAL SKI AREAS ASSOCIATION
**CLIMATE
 CHALLENGE**



Mammoth and June Mountain

California, United States of America

Advocacy

Type	Description
Climate Solutions Campaign or Letter	Mammoth Mountain provided a letter of support to the California Deer Association's forest resilience project. This program will contribute to the protection and ongoing health of the forest.
Community Advisory Committee	Mammoth Mountain became a member of the Whitebark Pine Ecosystem Foundation, which works to promote the conservation of Whitebark Pine through restoration, education, management and projects.
Customer Engagement on Climate Change	Mammoth Mountain partners with local agencies to provide Town Clean Up events within the community in an effort to reduce the amount of trash on our streets and in our forest.
Other	Mammoth Mountain is working with the USFS to fund a Whitebark Pine gene conservation and white pine blister rust resistance screening to help with the conservation of the threatened species.

Reporting Period:

FY22

Reporting Period Description:

Fiscal year: Aug 2021 through July 2022



NATIONAL SKI AREAS ASSOCIATION
**CLIMATE
CHALLENGE**



Mammoth and June Mountain

California, United States of America

Mammoth and June Mountain's Story

Mammoth Mountain hosted an E-Waste Tech Drive for employees to recycle their old electronic devices. We are proud to partner with nonprofit human-I-T to help close the digital divide by repurposing unwanted technology to help low-income families, veterans, people with disabilities and more. This drive helped keep toxic e-waste out of landfills and put them into the hands of those less fortunate.

Mammoth Mountain participates in a uniform donation program where past season's uniforms are donated to 7sherpas and the NSAA's Sharing Warmth Around the Globe (SWAG) program. These organizations provide clothing, and additional services to some of the most remote regions.



Reporting Period:

FY22

Reporting Period Description:

Fiscal year: Aug 2021 through July 2022





Massanutten Resort

Virginia, United States of America

Reporting Period:

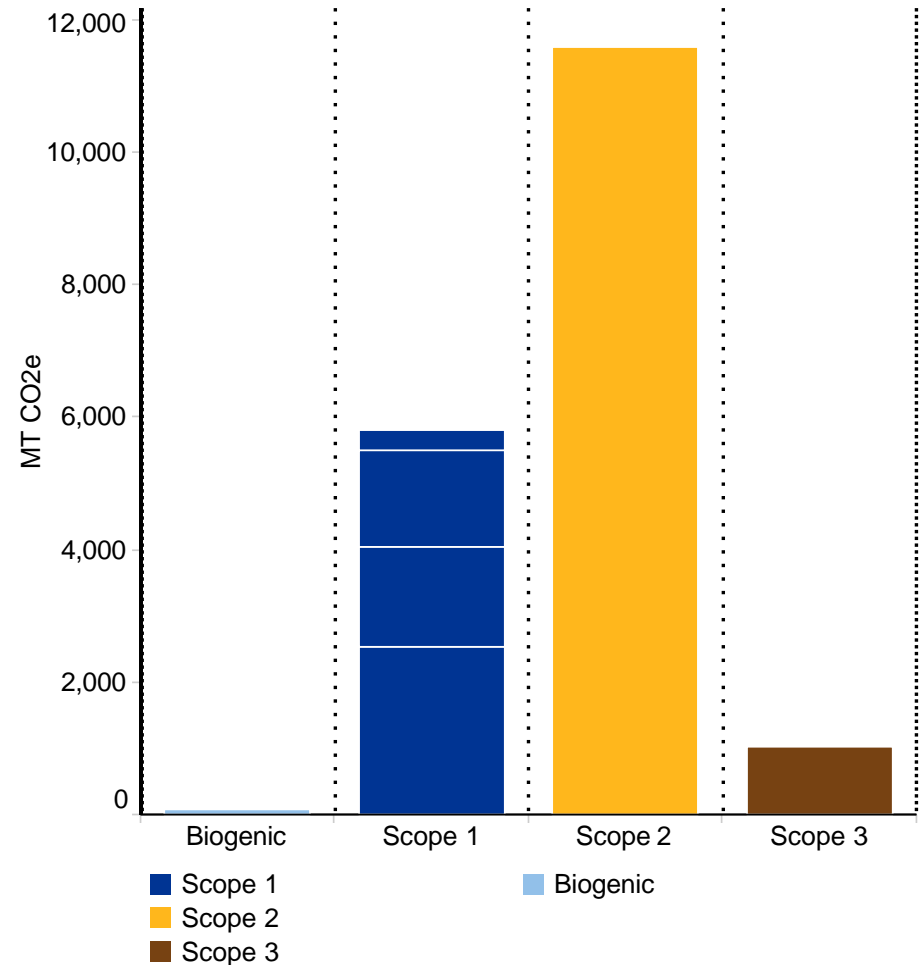
2022

Reporting Period Description:

Calendar Year

Emissions Inventory

Scope	Source	MT CO ₂ e Emitted	% of Emissions
Scope 1	Wood	0.8	0.0%
	Waste Oil	9.4	0.1%
	Diesel	332.9	1.8%
	Refrigerant	1,447.1	7.8%
	Gasoline	1,508.5	8.2%
	Propane	2,541.3	13.8%
Scope 2	Electricity	11,587.7	62.8%
Scope 3	Solid waste	1,028.2	5.6%
Net Emissions		18,456.0	100.0%



Biogenic Emissions

Scope	Source	MT CO ₂ e Emitted	% of Total Emissions
Biogenic	Biodiesel	0.0	0.0%
	Wood	68.9	100.0%
Total Emissions		68.9	100.0%

Massanutten Resort

Virginia, United States of America

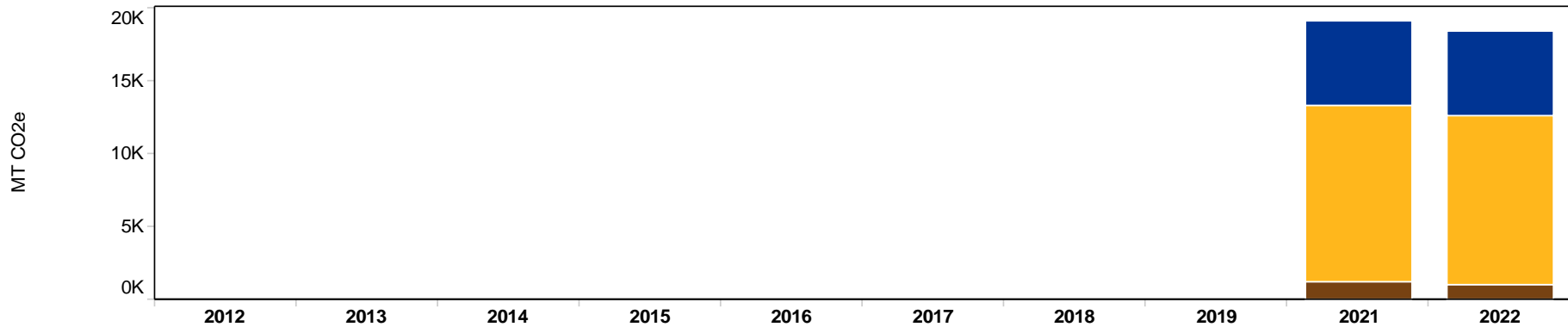
Reporting Period:

2022

Reporting Period Description:

Calendar Year

Net Emissions History



	2012	2013	2014	2015	2016	2017	2018	2019	2021	2022
Scope 1									5,895.5	5,840.1
Scope 2									12,084.1	11,587.7
Scope 3									1,181.8	1,028.2
Offset									0.0	0.0
Net Emissions (MT CO2e)									19,161.4	18,456.0

Scope
■ Scope 1 ■ Scope 2 ■ Scope 3 ■ RECs ■ Offset

Years with no emissions data indicate that a Challenger did not submit emissions data in that year or was not a member of the Climate Challenge during that year.

Historical biogenic emissions are excluded from this page to simplify net emissions reporting.



Massanutten Resort

Virginia, United States of America

Reduction Target:

Massanutten Resort will reduce emissions by 15% below 2021 emissions by 2025.

Current Report Net Emissions:

18,456.0 MT CO₂e

Reduction Projects

Emission Source Impacted	Description	MT CO ₂ e Reduction
Electricity	High-efficiency automated snowmaking equipment has been installed as part of a major skiing expansion. The new snow machines increase water pumped per kilowatt of electricity consumed, while making a high quality snow surface.	50
	The third of our solar installations, a 1,500 kW ground mount solar array, is being installed outside of the Massanutten WaterPark. This array will produce about 23% of the WaterPark's energy.	914.4
Gasoline - highway vehicles	The Massanutten Resort Guest Shuttle began in the summer of 2022, running seasonally. The goal of the Shuttle is to provide guests a convenient alternative to personal vehicle traffic.	2.6

Reporting Period:

2022

Reporting Period Description:

Calendar Year



Massanutten Resort

Virginia, United States of America

Advocacy

Type	Description
Customer Engagement on Climate Change	We have become more interactive with guests through transparency and education. We have created more signage, started a Sustainability Video Series, and had a week-long Earth Day celebration.
Direct Correspondence	We sent a letter to Governor Youngkin encouraging reconsideration of his Regional Greenhouse Gas Initiative (RGGI) stance, emphasizing our support in Virginia's participation in the program.
Government Meeting	A Massanutten representative attended LEAD on a Clean Economy, an advocacy event bringing together leading businesses across the nation to advocate to congress on clean economy initiatives.
Other	In collaboration with a middle school summer camp focused on renewable energy, Massanutten hosted a field trip, acting as a sustainability case study for students to practice the skills they learned at the camp.
Utility Engagement	Massanutten continues to opt into Rate Schedule 10 by our utility, Dominion Energy, that incentivizes energy intensive activities (for snowmaking and other large end point users) at non-peak times.

Reporting Period:

2022

Reporting Period Description:

Calendar Year



Massanutten Resort

Virginia, United States of America

Massanutten Resort's Story

Sitting on 6,000 acres in the Shenandoah Valley, Massanutten Resort provides year-round activities. From winter sports, to golf, to an indoor/outdoor waterpark, Massanutten has something for everyone. Recently, Massanutten has begun to take accountability its impact to the environment and make operational changes to adapt to the evolving needs.

Massanutten Resort's sustainability initiatives became serious when the Energy and Environmental Sustainability Committee formed in the summer of 2021. Now, two years later, the Resort has committed to more ambitious goals and projects. You can now see sustainability all across the Resort - three solar arrays, EV charging stations, increased recycling efforts, more efficient snowmaking techniques, water bottle refill stations, more transparency in our communication, and so much more.

We are eager to continue our environmental awareness and sustainability initiatives, and look forward to our projects to come.



Reporting Period:

2022

Reporting Period Description:

Calendar Year



Mt. Hood Meadows

Oregon, United States of America

Reporting Period:

2021-22

Reporting Period Description:

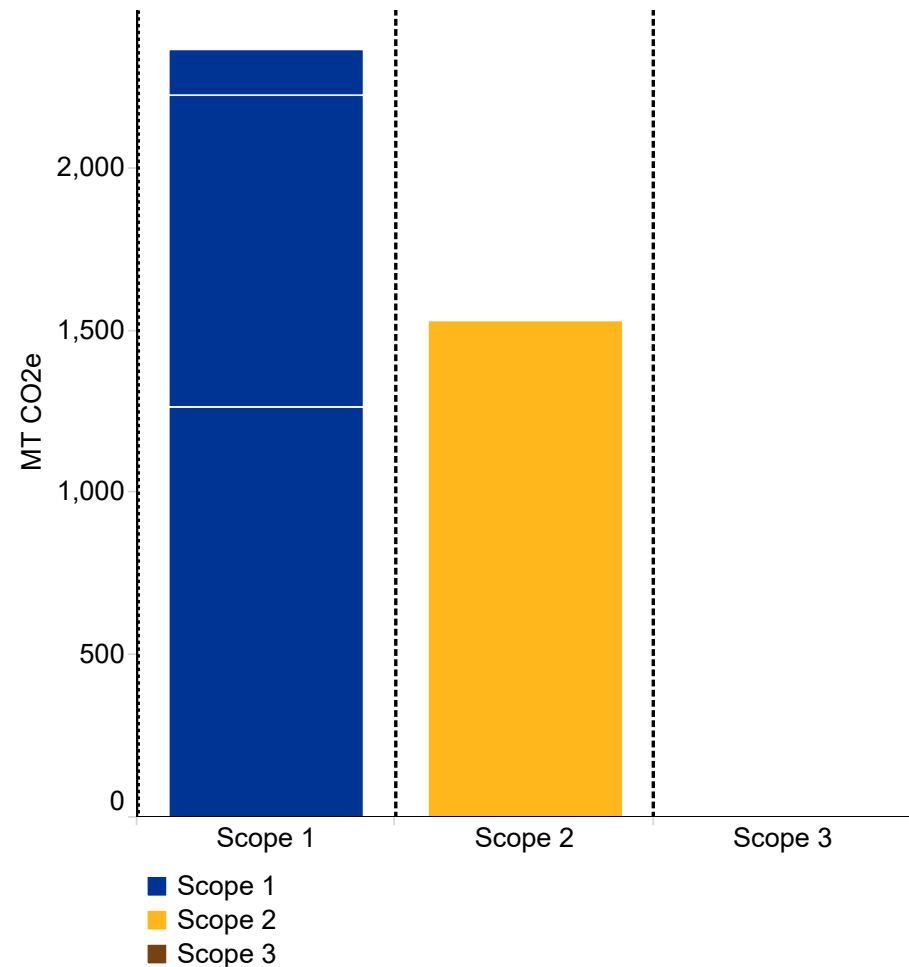
10/01/2021 to 9/30/2022

Emissions Inventory

Scope	Source	MT CO ₂ e Emitted	% of Emissions
Scope 1	Gasoline	143.4	3.7%
	Propane	958.6	24.6%
	Diesel	1,263.7	32.4%
Scope 2	Electricity	1,529.7	39.2%
Scope 3	Reimbursed Mileage	2.1	0.1%
Net Emissions		3,897.5	100.0%

Biogenic Emissions

Scope	Source	MT CO ₂ e Emitted	% of Total Emissions
Biogenic	Biodiesel	0.0	
	Wood	0.0	
Total Emissions		0.0	



Mt. Hood Meadows

Oregon, United States of America

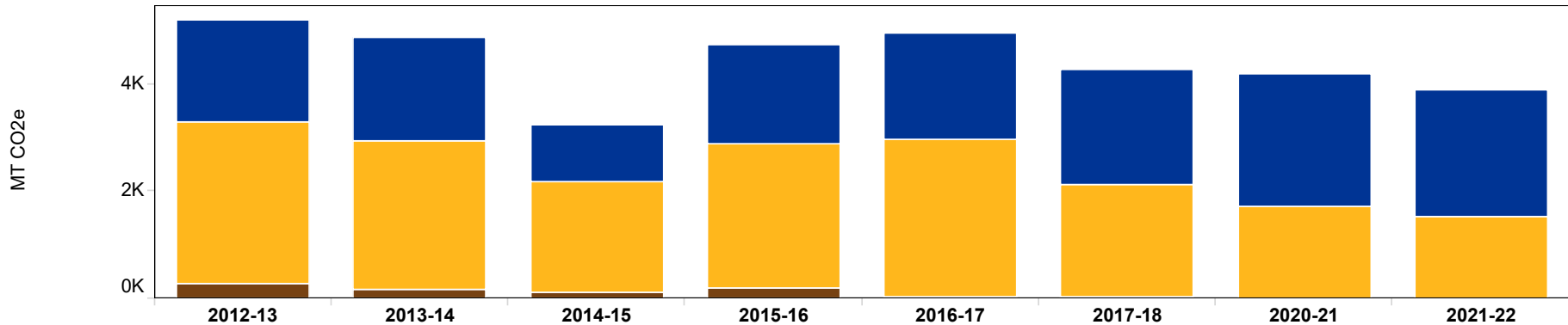
Reporting Period:

2021-22

Reporting Period Description:

10/01/2021 to 9/30/2022

Net Emissions History



	2012-13	2013-14	2014-15	2015-16	2016-17	2017-18	2020-21	2021-22
Scope 1	1,911.6	1,926.7	1,069.9	1,845.6	1,994.5	2,142.0	2,478.9	2,365.7
Scope 2	3,021.0	2,784.2	2,059.8	2,692.1	2,931.1	2,107.6	1,702.8	1,529.7
Scope 3	272.4	159.1	111.9	186.0	22.7	21.7	0.5	2.1
Offset							0.0	0.0
Net Emissions (MT CO2e)	5,205.0	4,869.9	3,241.6	4,723.7	4,948.2	4,271.3	4,182.2	3,897.5

Scope

■ Scope 1
 ■ Scope 2
 ■ Scope 3
 ■ RECs
 ■ Offset

Years with no emissions data indicate that a Challenger did not submit emissions data in that year or was not a member of the Climate Challenge during that year.

Historical biogenic emissions are excluded from this page to simplify net emissions reporting.



Mt. Hood Meadows

Oregon, United States of America

Reduction Target:

Absolute reduction of 5% over baseline year 2020 emissions.

Current Report Net Emissions:

3,897.5 MT CO₂e

Reduction Projects

Emission Source Impacted	Description	MT CO ₂ e Reduction
Electricity	Extensive on-slope night lighting conversion	Not Estimated

Reporting Period:

2021-22

Reporting Period Description:

10/01/2021 to 9/30/2022

Palisades Tahoe

California, United States of America

Reporting Period:

FY22

Reporting Period Description:

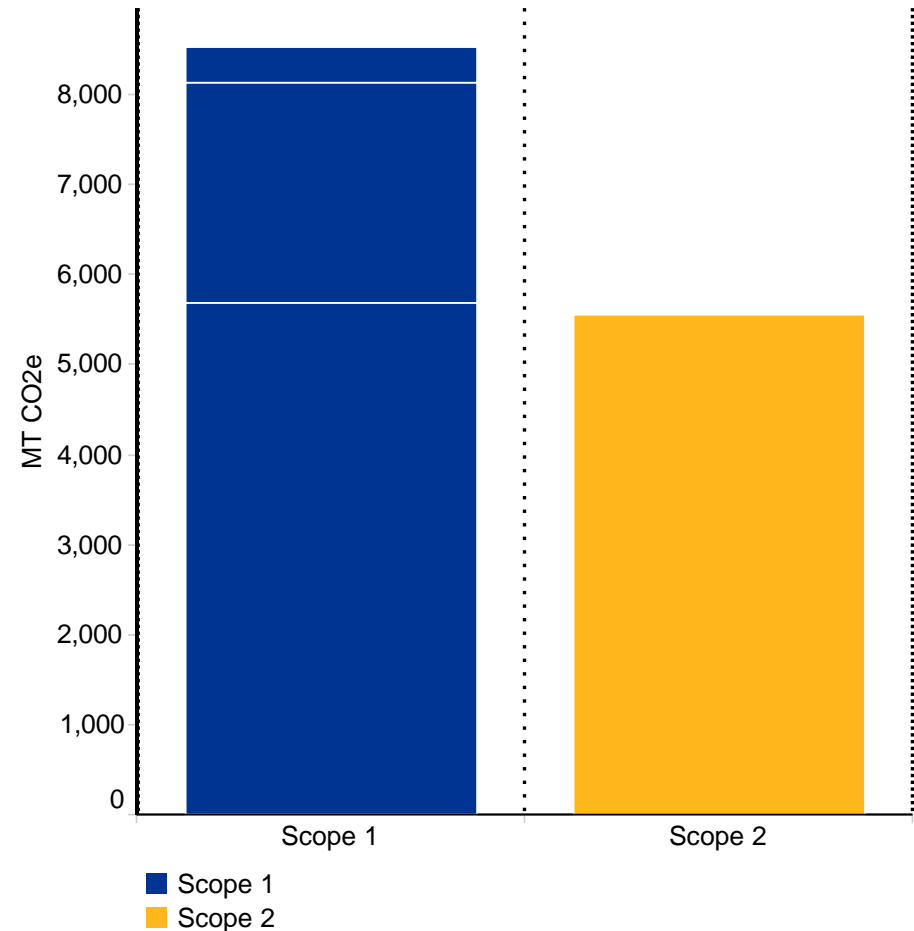
Fiscal Year 22: August 21 - July 22

Emissions Inventory

Scope	Source	MT CO ₂ e Emitted	% of Emissions
Scope 1	Gasoline	393.5	2.8%
	Diesel	2,449.8	17.4%
	Propane	5,692.0	40.4%
Scope 2	Electricity	5,548.1	39.4%
Net Emissions		14,083.4	100.0%

Biogenic Emissions

Scope	Source	MT CO ₂ e Emitted	% of Total Emissions
Biogenic	Biodiesel	0.0	
	Wood	0.0	
Total Emissions		0.0	



Palisades Tahoe

California, United States of America

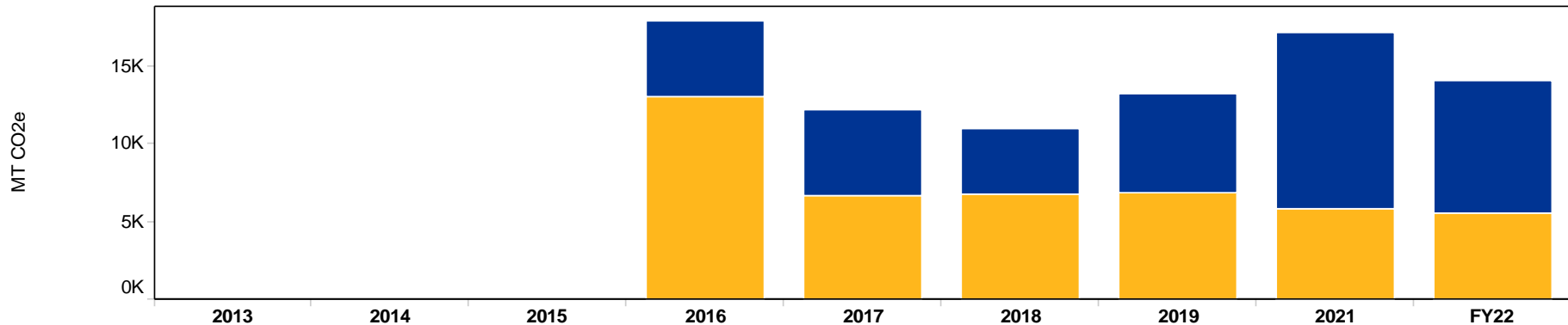
Reporting Period:

FY22

Reporting Period Description:

Fiscal Year 22: August 21 - July 22

Net Emissions History



	2013	2014	2015	2016	2017	2018	2019	2021	FY22
Scope 1				4,951.0	5,498.4	4,201.8	6,365.6	11,251.5	8,535.3
Scope 2				12,970.0	6,636.5	6,763.0	6,809.0	5,836.0	5,548.1
Scope 3								0.0	0.0
Offset								0.0	0.0
Net Emissions (MT CO2e)				17,921.0	12,135.0	10,964.8	13,174.5	17,087.6	14,083.4

Scope

■ Scope 1
 ■ Scope 2
 ■ Scope 3
 ■ RECs
 ■ Offset

Years with no emissions data indicate that a Challenger did not submit emissions data in that year or was not a member of the Climate Challenge during that year.

Historical biogenic emissions are excluded from this page to simplify net emissions reporting.



Palisades Tahoe

California, United States of America

Reduction Target:

Palisades Tahoe aims to reduce emissions by 10% below the three year (2016 - 2018) average emissions (16,793 MT) by 2025.

Current Report Net Emissions:

14,083.4 MT CO₂e

Reduction Projects

Emission Source Impacted	Description	MT CO ₂ e Reduction
Solid waste	Food and Beverage composting - 58,673 lbs.	Not Estimated

Reporting Period:

FY22

Reporting Period Description:

Fiscal Year 22: August 21 - July 22



Palisades Tahoe

California, United States of America

Advocacy

Type	Description
<p>Climate Solutions Campaign or Letter</p>	<p>Palisades Tahoe signed on to a letter to Congress in support of the Build Back Better budget reconciliation package. This was in addition to the infrastructure package which had bipartisan support.</p>
<p>Customer Engagement on Climate Change</p>	<p>We collaborate with UC Davis Tahoe's Environmental Research Center to engage the public to combat the negative effects of climate change with our campaign "Save our Snow."</p>
<p>Government Meeting</p>	<p>Palisades Tahoe participates in quarterly meetings with Placer County to optimize waste management and stay up to date with regulatory requirements associated with food waste diversion.</p>

Reporting Period:

FY22

Reporting Period Description:

Fiscal Year 22: August 21 - July 22



Palisades Tahoe

California, United States of America

Palisades Tahoe Ski Resort's Story

Palisades Tahoe is dedicated to preserving California winters and the alpine environment for current and future generations. As one of the largest businesses in North Lake Tahoe and within the county we operate, our environmental program is focused on leveraging our influence to advocate for and implement initiatives that can have a positive impact on climate change. Our environmental programs are focused on three main areas: 1) taking care of the environment and protecting our mountains, forests and watersheds, 2) raising awareness about the effects of climate change, and 3) strengthening our community by giving back.

Initiatives included:

- Free premium POW Parking for those who carpool
- Renewable diesel to power our on-road diesel fleet
- New snowmaking guns
- 58,673 lbs. of compost
- Free shuttle between Palisades Tahoe and Alpine Meadows and free shuttles from Truckee and Tahoe City
- Drink Mountain Tap program, continues to save over 100,000 bottles



Reporting Period:

FY22

Reporting Period Description:

Fiscal Year 22: August 21 - July 22





Pleasant Mountain

Maine, United States of America

Reporting Period:

FY23

Reporting Period Description:

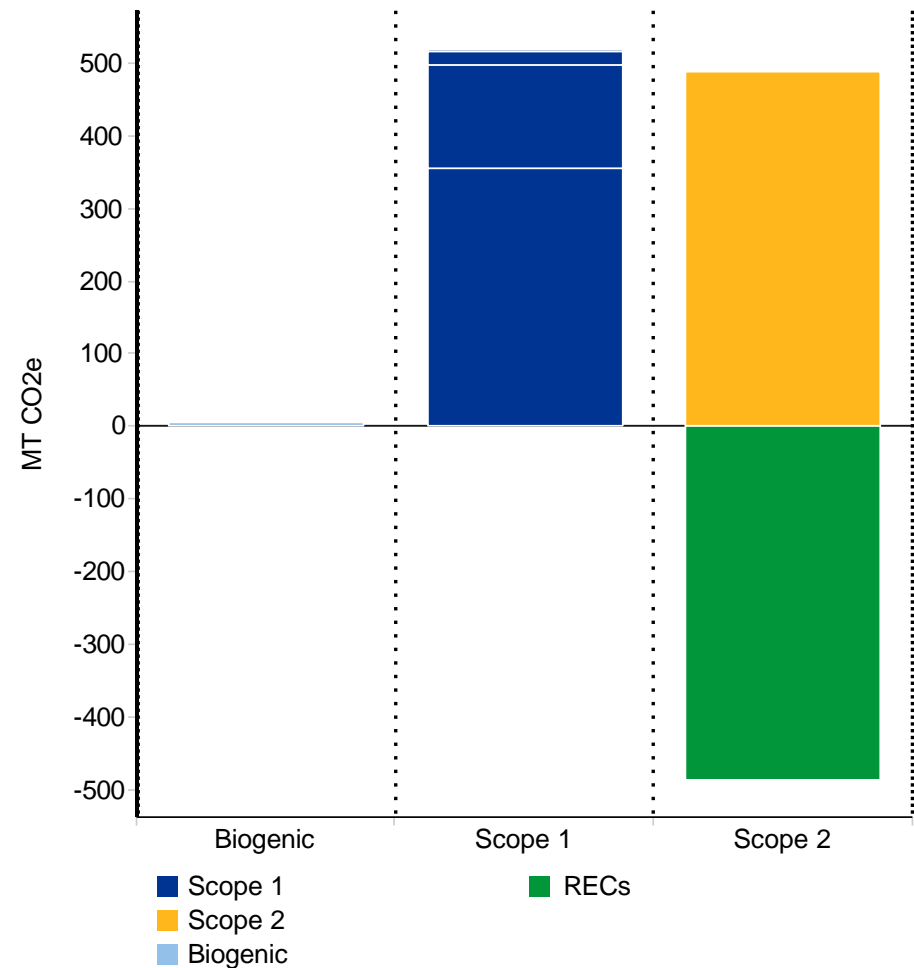
Data are collected according to our fiscal year, May 2022-April 2023

Emissions Inventory

Scope	Source	MT CO2e Emitted	% of Net Emissions
Scope 1	Wood	0.1	0.0%
	Fuel Oil	5.6	1.1%
	Gasoline	19.5	3.7%
	Propane	140.9	27.0%
	Diesel	355.6	68.2%
Scope 2	RECs	-487.7	
	Electricity	487.7	
Net Emissions		521.6	100.0%

Biogenic Emissions

Scope	Source	MT CO2e Emitted	% of Total Emissions
Biogenic	Biodiesel	0.0	0.0%
	Wood	4.9	100.0%
Total Emissions		4.9	100.0%



Pleasant Mountain

Maine, United States of America


Reporting Period:

FY23

Reporting Period Description:

Data are collected according to our fiscal year, May 2022-April 2023

Net Emissions History



	2013-14	2014-15	2015-16	2016-17	2017-18	2018-19	2019-20	2020-21	2021-22	FY23
Scope 1										521.6
Scope 2										0.0
Scope 3										0.0
Offset										0.0
Net Emissions (MT CO2e)										521.6

Scope

■ Scope 1
 ■ Scope 2
 ■ Scope 3
 ■ RECs
 ■ Offset

Years with no emissions data indicate that a Challenger did not submit emissions data in that year or was not a member of the Climate Challenge during that year.

Historical biogenic emissions are excluded from this page to simplify net emissions reporting.



Pleasant Mountain

Maine, United States of America

Reduction Target:

Pleasant Mountain will reduce Scope 1 and Scope 2 emissions to be net zero by 2030.

Current Report Net Emissions:

521.6 MT CO₂e

Reduction Projects

Emission Source Impacted	Description	MT CO ₂ e Reduction
Diesel - off-road use (heavy equipment and snow-cats)	Purchased a 900 CFM electric air compressor to replace a diesel air compressor for snowmaking operations.	Not Estimated
Propane	Replaced a propane-fueled donut maker with an electric model.	Not Estimated
	Retired several propane-fueled patio heaters.	Not Estimated

Reporting Period:

FY23

Reporting Period Description:

Data are collected according to our fiscal year, May 2022-April 2023



Pleasant Mountain

Maine, United States of America

Advocacy

Type	Description
Climate Solutions Campaign or Letter	As Boyne Resorts, signed Business for Climate Action Letter stating "Climate Action is a Business Priority" and urging President Biden and Congress to immediately pass climate legislation.
Customer Engagement on Climate Change	Launched our official sustainability webpage (https://www.pleasantmountain.com/sustainability) to give our guests transparent access to information about our sustainability initiatives.
Direct Correspondence	Sent a letter to Senator Susan Collins encouraging her support on future climate legislation as part of the Bipartisan Senate Climate Solutions Caucus.
Utility Engagement	Sent a letter to Central Maine Power encouraging them to continue supplying clean energy and meet their stated clean energy goals.

Reporting Period:

FY23

Reporting Period Description:

Data are collected according to our fiscal year, May 2022-April 2023



Pleasant Mountain

Maine, United States of America

Pleasant Mountain's Story

In 2020, Boyne Resorts launched the ForeverProject, our commitment to net zero emissions and building a sustainable tomorrow. With the purchase of renewable energy credits (RECs) beginning in 2021, we formalized an ongoing commitment to 100% clean electricity. We are making great strides to reduce our carbon footprint and published our ForeverProject 2030 Master Plan in April 2023.

Following our ForeverProject guiding principles of mindful efficiency, tireless conservation, and innovative collaboration, Pleasant Mountain invested in and implemented several sustainability initiatives throughout fiscal year 2022-23:

- Purchased a 900 CFM electric air compressor to replace a diesel air compressor for snowmaking operations
- Replaced a propane-fueled donut maker with an electric model
- Retired several propane-fueled patio heaters
- Updated the Main Lodge bathroom to include occupancy sensors and low flow toilets



Reporting Period:

FY23

Reporting Period Description:

Data are collected according to our fiscal year, May 2022-April 2023





Powderhorn Mountain Resort

Colorado, United States of America

Reporting Period:

2022

Reporting Period Description:

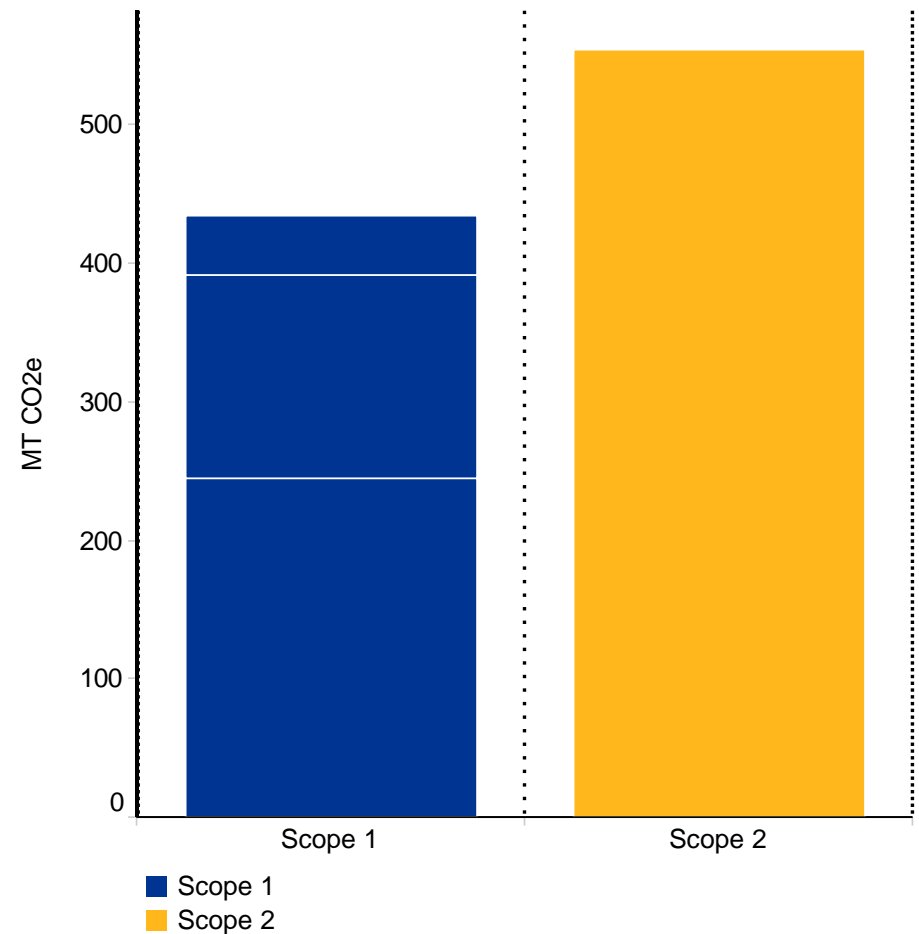
January 2022 - December 2022

Emissions Inventory

Scope	Source	MT CO2e Emitted	% of Emissions
Scope 1	Gasoline	42.7	4.3%
	Propane	146.4	14.8%
	Diesel	244.9	24.8%
Scope 2	Electricity	554.8	56.1%
Net Emissions		988.8	100.0%

Biogenic Emissions

Scope	Source	MT CO2e Emitted	% of Total Emissions
Biogenic	Biodiesel	0.0	
	Wood	0.0	
Total Emissions		0.0	



Powderhorn Mountain Resort

Colorado, United States of America

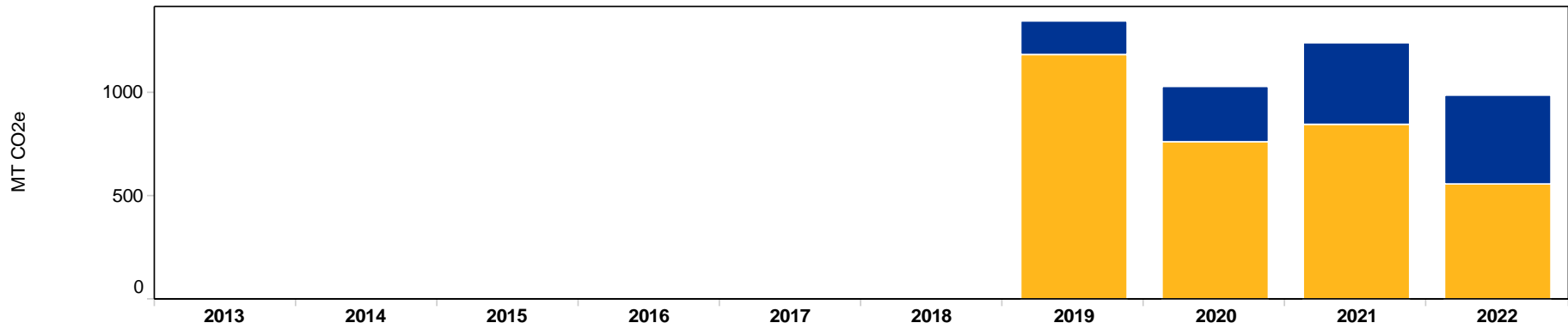
Reporting Period:

2022

Reporting Period Description:

January 2022 - December 2022

Net Emissions History



	2013	2014	2015	2016	2017	2018	2019	2020	2021	2022
Scope 1							168.2	266.0	391.9	434.0
Scope 2							1,182.8	763.0	847.0	554.8
Scope 3								0.0	0.0	0.0
Offset								0.0	0.0	0.0
Net Emissions (MT CO2e)							1,351.0	1,029.0	1,239.0	988.8

Scope

■ Scope 1
 ■ Scope 2
 ■ Scope 3
 ■ RECs
 ■ Offset

Years with no emissions data indicate that a Challenger did not submit emissions data in that year or was not a member of the Climate Challenge during that year.

Historical biogenic emissions are excluded from this page to simplify net emissions reporting.



Powderhorn Mountain Resort

Colorado, United States of America

Reduction Target:

Powderhorn Mountain Resort will reduce emissions by 10% below 2020 emissions by 2025.

Current Report Net Emissions:

988.8 MT CO₂e

Reduction Projects

Emission Source Impacted	Description	MT CO ₂ e Reduction
<p>Solid waste</p>	<p>Powderhorn reduced waste through partnership with Thunder Mountain Organics Recycling by implementing collection of compostable material in specially designated green bins.</p>	<p>Not Estimated</p>
<p>Gasoline - highway vehicles</p>	<p>Continuation of the free employee shuttle program - use of 15 passenger van for complimentary employee rides from the town of Palisade to Powderhorn Mountain Resort.</p>	<p>Not Estimated</p>

Reporting Period:

2022

Reporting Period Description:

January 2022 - December 2022



Powderhorn Mountain Resort

Colorado, United States of America

Advocacy

Type	Description
<p>Community Advisory Committee</p>	<p>Continued executive board representation on the Grand Junction Outdoor Recreation Coalition to inform and influence local businesses in regard to positive climate action.</p>
<p>Customer Engagement on Climate Change</p>	<p>Powderhorn maintains a dedicated web page for the purpose of guest engagement. This includes updates on recent efforts and projects including the resort's NSAA Climate Challenge participation.</p>
<p>Other</p>	<p>Powderhorn's General Manager maintains a seat on the NSAA and CSCUSA Board of Directors through which he supports climate action in state and national legislative agendas.</p>
<p>Utility Engagement</p>	<p>Continued advocacy of renewable energy sources with Grand Valley Power (GVP) Corporate Partnership Management. GVP currently provides 48.2% of total energy using clean or renewable sources.</p>

Reporting Period:

2022

Reporting Period Description:

January 2022 - December 2022



Powderhorn Mountain Resort

Colorado, United States of America

Powderhorn Mountain Resort's Story

One of Powderhorn's largest challenges will be managing reduction expectations in the face of significant visitation growth. The expectation of continued growth likely means the Resort's overall footprint will continue to increase. For example, additional grooming required by visitation growth resulted in an increase in off-road diesel usage, however, above average snowfall reduced snowmaking requirements and overall electrical costs. Powderhorn must undertake meaningful projects in the coming years in order to hit stated reduction targets. We are pleased to have continued the employee shuttle operation detailed as a previous Climate Challenge project, and we are proud to have introduced the on-site composting project planned last year. Powderhorn has partnered with Thunder Mountain Organics to convert solid organic waste to composted that is returned to the Resort and other local businesses and individuals.



Reporting Period:

2022

Reporting Period Description:

January 2022 - December 2022



Schweitzer

Idaho, United States of America

Reporting Period:

FY23

Reporting Period Description:

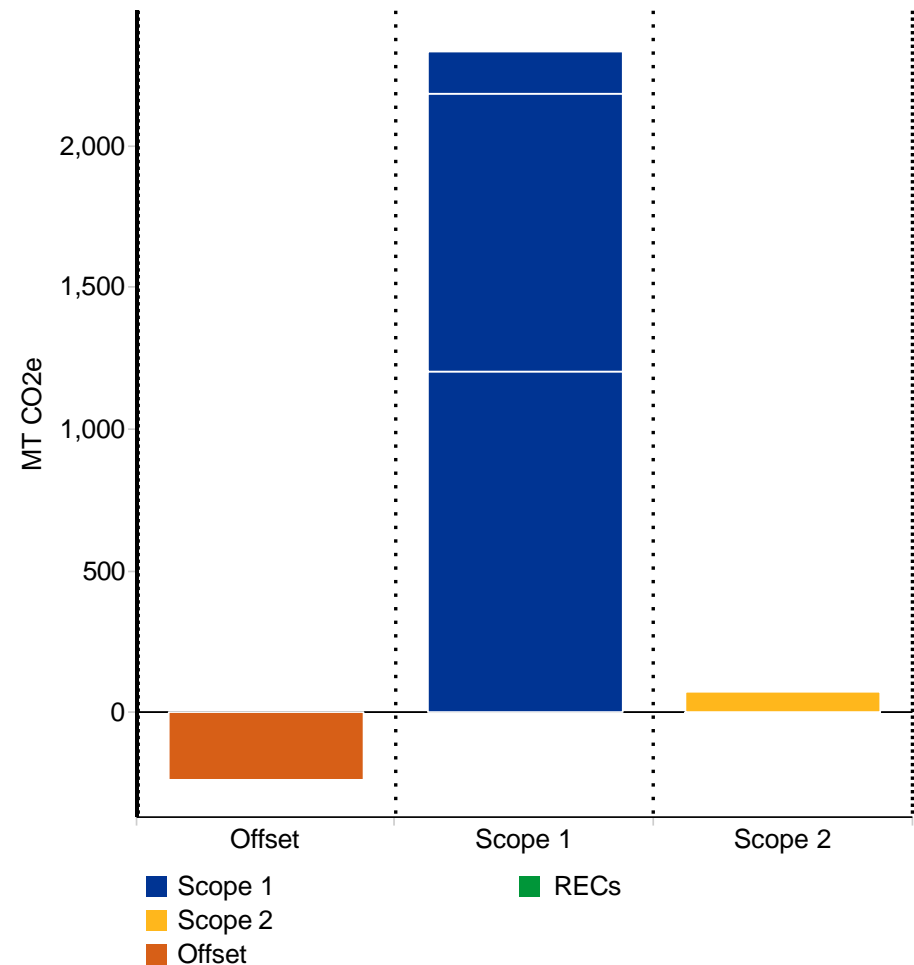
Fiscal year: May 1, 2022 - April 30, 2023

Emissions Inventory

Scope	Source	MT CO ₂ e Emitted	% of Emissions
Scope 1	Waste Oil	3.1	0.1%
	Propane	3.1	0.1%
	Refrigerant	7.8	0.3%
	Gasoline	146.9	6.1%
	Diesel	980.6	40.6%
	Natural Gas	1,206.5	49.9%
Scope 2	RECs	-3.8	
	Electricity	74.1	2.9%
Offset	Carbon Offsets	-240.0	
Net Emissions		2,178.3	100.0%

Biogenic Emissions

Scope	Source	MT CO ₂ e Emitted	% of Total Emissions
Biogenic	Biodiesel	0.0	
	Wood	0.0	
Total Emissions		0.0	





Schweitzer

Idaho, United States of America

Reporting Period:

FY23

Reporting Period Description:

Fiscal year: May 1, 2022 - April 30, 2023

Net Emissions History



	FY14	FY15	FY16	FY17	FY18	FY19	FY20	FY21	FY22	FY23
Scope 1								1,479.6	1,358.3	2,348.1
Scope 2								911.0	69.9	70.2
Scope 3								0.0	0.0	0.0
Offset								0.0	0.0	-240.0
Net Emissions (MT CO2e)								2,390.6	1,428.2	2,178.3

Scope

■ Scope 1
 ■ Scope 2
 ■ Scope 3
 ■ RECs
 ■ Offset

Years with no emissions data indicate that a Challenger did not submit emissions data in that year or was not a member of the Climate Challenge during that year.

Historical biogenic emissions are excluded from this page to simplify net emissions reporting.



Schweitzer

Idaho, United States of America

Reduction Target:

Reduce emissions by 5% below 2020-21 levels by 2026.

Current Report Net Emissions:

2,178.3 MT CO₂e

Reduction Projects

Emission Source Impacted	Description	MT CO ₂ e Reduction
Electricity	Schweitzer invested in Llumar Low E VE35 window films to Lakeview Lodge in an effort to cool the building and avoid the use of air conditioner units.	0
Visitor commuting	Added 3 EV charging stations and infrastructure for future stations (up to 10x). Two dual-wand stations are specifically available to our lodging guests, while one single-wand is for public use.	Not Estimated
Waste oil	Changed waste oil collection company to Sequential, who pays for our waste product and turns it into biofuel. 726 gallons have been collected thus far.	Not Estimated

Reporting Period:

FY23

Reporting Period Description:

Fiscal year: May 1, 2022 - April 30, 2023



NATIONAL SKI AREAS ASSOCIATION
**CLIMATE
 CHALLENGE**



Schweitzer

Idaho, United States of America

Advocacy

Type	Description
Climate Solutions Campaign or Letter	Endorsed America is All In, Citizen's Climate Lobby, POW, and Ceres.
Customer Engagement on Climate Change	We display the "Climate Challenger" poster, H2O stations have QR code linked to webpage, passholders given reusable bottle, and we continue to update sustainability endeavors on website and social media.
Direct Correspondence	Submitted a letter of comments to US EPA in regards to EPA's notice of proposed rulemaking on multi-pollutant emissions standards and letters to Senator Crapo.
Other	Wrote letters to Bonner County encouraging their reconsideration of submission of composting grant, and it worked!...(though they were sadly not awarded).
Utility Engagement	Our power is from a local coop, Northern Lights, which purchases power from Bonneville Power Association (some of the cleanest power in the nation). We also engage the NLI board on a regular basis.

Reporting Period:

FY23

Reporting Period Description:

Fiscal year: May 1, 2022 - April 30, 2023



Schweitzer

Idaho, United States of America

Schweitzer's Story

This year Schweitzer continued efforts with actions such as our annual road/village clean up and collapsible water bottles giveaway to passholders. Our momentum continued forward with new projects that included a huge win as we changed our waste oil collection company. This entity now pays Schweitzer and turns the waste into biofuel. These paychecks will be used to fund other sustainability projects including those at a department level. We also challenged each department to create an environmental goal that each manager is held accountable to.

As our village continues to grow, we are excited to have invested in EV infrastructure, and have added three new charging stations. We have additionally upgraded one of our buildings with window films in an effort to cool it and avoid the use of small air conditioning units.

Looking forward, we are working toward establishing a new relationship with a local composting startup company with hopes to establish a program for food and beverage outlets.



Reporting Period:

FY23

Reporting Period Description:

Fiscal year: May 1, 2022 - April 30, 2023



Snowbird Ski & Summer Resort

Utah, United States of America

Reporting Period:

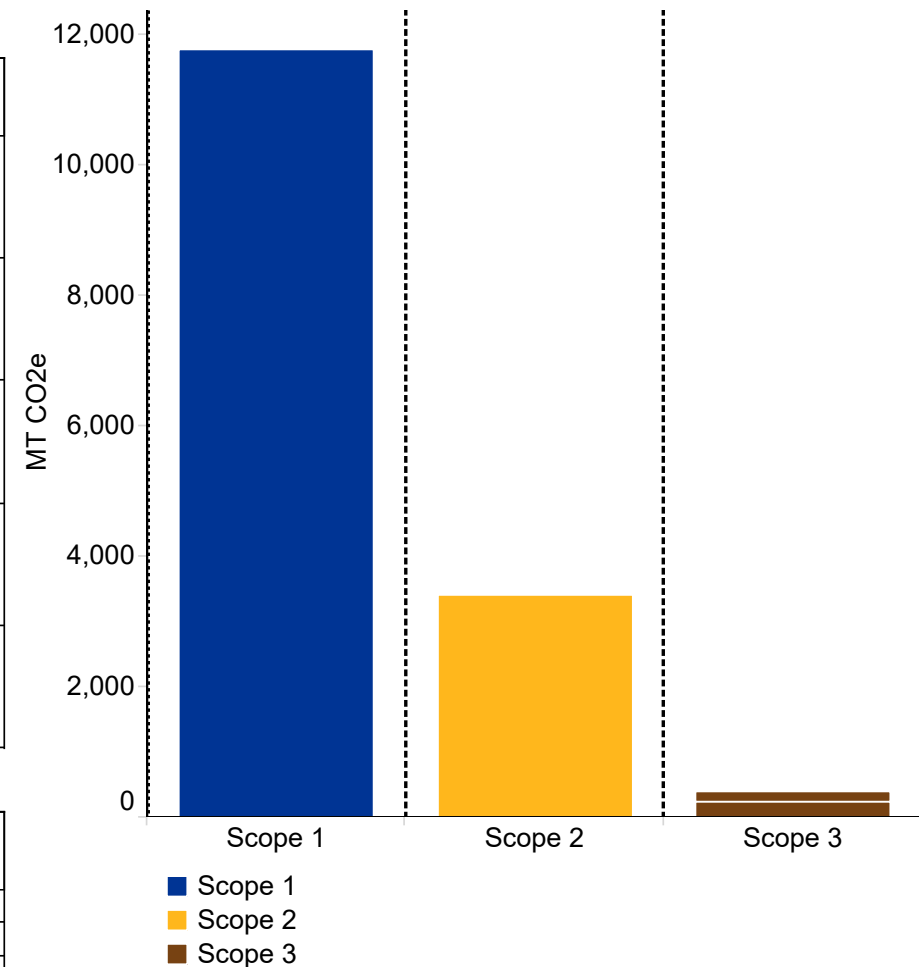
2021-22

Reporting Period Description:

September 2021 - August 2022

Emissions Inventory Default

Scope	Source	MT CO ₂ e Emitted	% of Net Emissions
Scope 1	Natural Gas	11,787.1	75.6%
Scope 2	Electricity	3,415.3	21.9%
Scope 3	Solid waste	165.9	1.1%
	Employee commuting	223.8	1.4%
Net Emissions		15,592.1	100.0%



Biogenic Emissions

Scope	Source	MT CO ₂ e Emitted	% of Total Emissions
Biogenic	Biodiesel	0.0	
	Wood	0.0	
Total Emissions		0.0	



Snowbird Ski & Summer Resort

Utah, United States of America

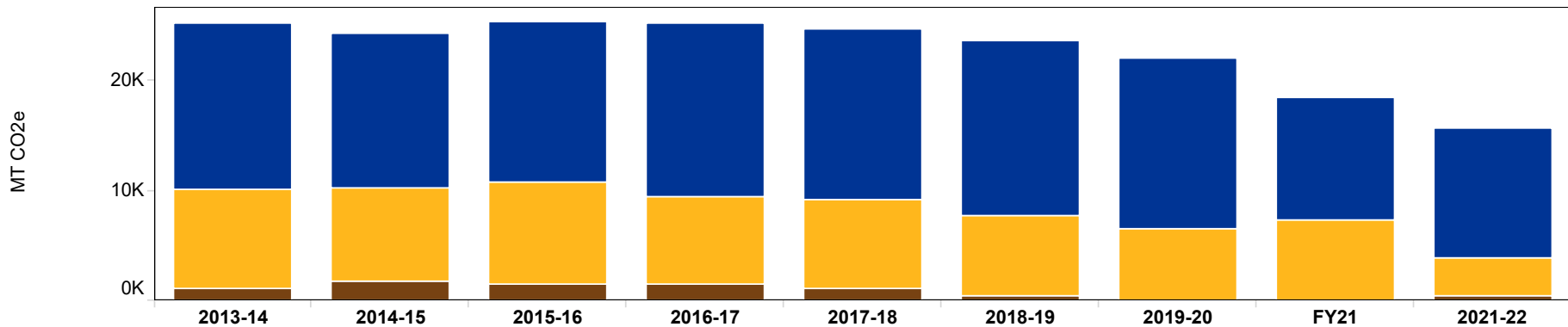
Reporting Period:

2021-22

Reporting Period Description:

September 2021 - August 2022

Net Emissions History



	2013-14	2014-15	2015-16	2016-17	2017-18	2018-19	2019-20	FY21	2021-22
Scope 1	15,069.0	14,076.0	14,578.1	15,758.5	15,559.6	15,821.0	15,508.0	11,222.1	11,787.1
Scope 2	8,998.4	8,532.2	9,291.5	7,906.3	8,071.1	7,322.0	6,475.0	7,243.6	3,415.3
Scope 3	1,052.8	1,683.6	1,501.6	1,498.4	1,051.7	400.9	33.0	0.0	389.7
Offset								0.0	0.0
Net Emissions (MT CO2e)	25,120.1	24,291.7	25,371.2	25,163.2	24,682.4	23,543.9	22,016.0	18,465.7	15,592.1

Scope
■ Scope 1 ■ Scope 2 ■ Scope 3 ■ RECs ■ Offset

Years with no emissions data indicate that a Challenger did not submit emissions data in that year or was not a member of the Climate Challenge during that year.

Historical biogenic emissions are excluded from this page to simplify net emissions reporting.



Snowbird Ski & Summer Resort

Utah, United States of America

Reduction Target:

Reduce waste and divert 75% of our waste stream by 2030.

Current Report Net Emissions:

15,592.1 MT CO₂e

Reduction Projects

Emission Source Impacted	Description	MT CO ₂ e Reduction
Solid waste	Food waste is processed in an anaerobic digester and methane created in the process is put back onto the grid as renewable natural gas.	57.4
Employee commuting	3-fold increase in employee vanpool usage in 2022 to 2023 season	223.8

Reporting Period:

2021-22

Reporting Period Description:

September 2021 - August 2022



Snowbird Ski & Summer Resort

Utah, United States of America

Advocacy

Type	Description
Climate Solutions Campaign or Letter	Dave Fields collaborated with Alan Henceroth on an opinion article in the Salt Lake Tribune: "Thousands of jobs come with healthy ski industry"
Community Advisory Committee	Snowbird serves on the Stakeholder Advisory Committee for Central Wasatch Comissions
Customer Engagement on Climate Change	In partnership with The Nature Conservancy, Snowbird hosted a presentation on the effects of climate change on dust on snow and impacts to the Great Salt Lake. Snowbird also made an Earth Day social media post regarding climate change.
Government Meeting	Snowbird and POWDR met with representative Blake Moore on October 25, 2022 to discuss climate action.

Reporting Period:

2021-22

Reporting Period Description:

September 2021 - August 2022



Snowbird Ski & Summer Resort

Utah, United States of America

Snowbird Ski & Summer Resort's Story

Our goal at Snowbird is to have “an outsized impact on affecting climate change.” Some highlights on how we work to reach that goal include our cogeneration plant, electric vehicle charging stations, free UTA bus passes for season pass holders and employees, and strong waste management practices which have resulted in 190,000 lbs. of food waste composted between March 2021 and November 2022.



Reporting Period:

2021-22

Reporting Period Description:

September 2021 - August 2022





Snowshoe Mountain Resort

West Virginia, United States of America

Reporting Period:

FY22

Emissions Inventory

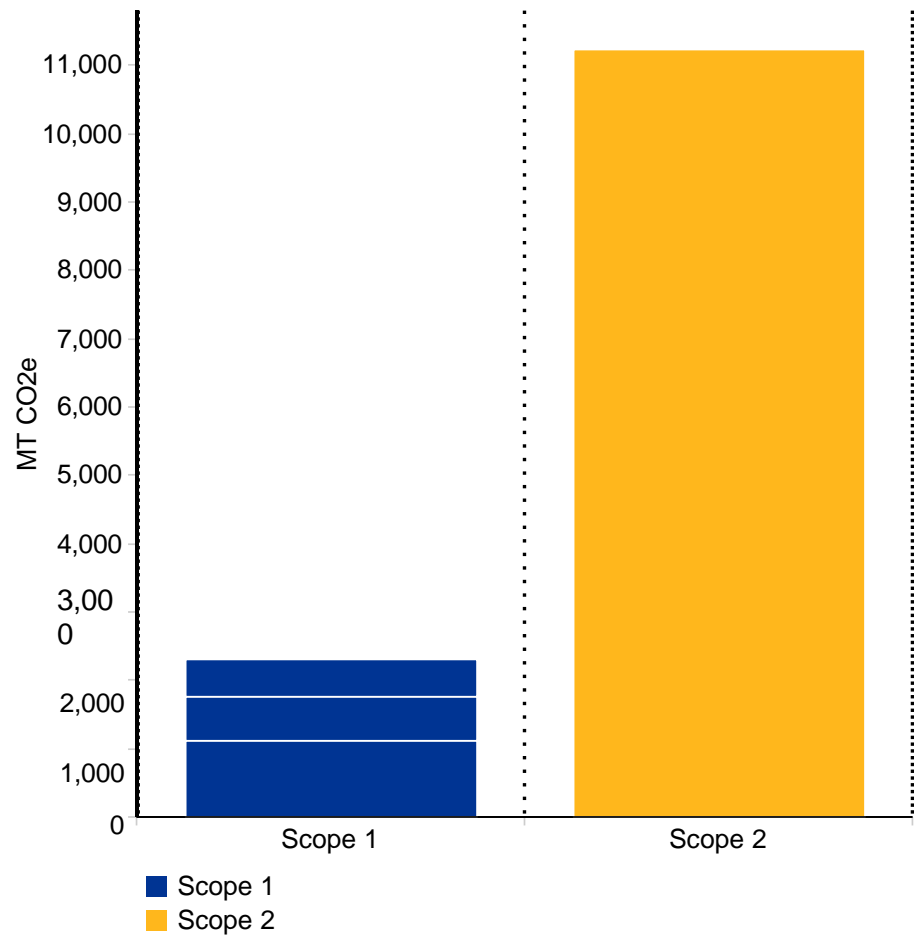
Scope	Source	MT CO2e Emitted	% of Emissions
Scope 1	Gasoline	539.8	4.0%
	Diesel	659.3	4.9%
	Propane	1,104.6	8.2%
Scope 2	Electricity	11,238.6	83.0%
Net Emissions		13,542.3	100.0%

Biogenic Emissions

Scope	Source	MT CO2e Emitted	% of Total Emissions
Biogenic	Biodiesel	0.0	
	Wood	0.0	
Total Emissions		0.0	

Reporting Period Description:

Fiscal Year August 2021 - July 2022





Snowshoe Mountain Resort

West Virginia, United States of America

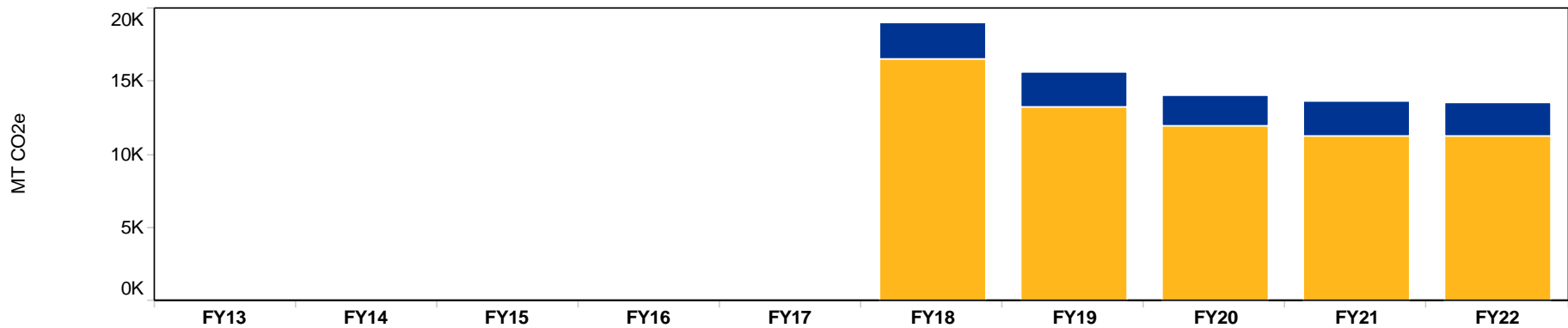
Reporting Period:

FY22

Reporting Period Description:

Fiscal Year August 2021 - July 2022

Net Emissions History



	FY13	FY14	FY15	FY16	FY17	FY18	FY19	FY20	FY21	FY22
Scope 1						2,519.9	2,423.0	1,996.0	2,350.4	2,303.7
Scope 2						16,545.2	13,233.5	11,998.0	11,303.2	11,238.6
Scope 3						0.0		0.0	0.0	0.0
Offset								0.0	0.0	0.0
Net Emissions (MT CO2e)						19,065.2	15,656.5	13,994.0	13,653.7	13,542.3

Scope

■ Scope 1
 ■ Scope 2
 ■ Scope 3
 ■ RECs
 ■ Offset

Years with no emissions data indicate that a Challenger did not submit emissions data in that year or was not a member of the Climate Challenge during that year.

Historical biogenic emissions are excluded from this page to simplify net emissions reporting.



Snowshoe Mountain Resort

West Virginia, United States of America

Reduction Target:

Snowshoe will reduce emissions by 270 MT CO₂e from FY22 levels by 2024.

Current Report Net Emissions:

13,542.3 MT CO₂e

Reduction Projects

Emission Source Impacted	Description	MT CO ₂ e Reduction
<p>Electricity</p>	<p>We overhauled the snowmaking system on our beginner slope, Skidder. The transition to more efficient snowmaking equipment will significantly reduce our energy usage.</p>	<p>269.7</p>

Reporting Period:

FY22

Reporting Period Description:

Fiscal Year August 2021 - July 2022



NATIONAL SKI AREAS ASSOCIATION
**CLIMATE
CHALLENGE**



Snowshoe Mountain Resort

West Virginia, United States of America

Advocacy

Type	Description
Climate Solutions Campaign or Letter	Patti Duncan, Snowshoe President, published an op-ed in the state's largest newspaper, the Gazette-Mail, titled "How the energy transition can save WV's economy."

Reporting Period:

FY22

Reporting Period Description:

Fiscal Year August 2021 - July 2022



Snowshoe Mountain Resort

West Virginia, United States of America

Snowshoe Mountain Resort's Story

Snowshoe is committed to "bearing the torch" for climate advocacy in West Virginia. State Senator Joe Manchin was in the national spotlight as the deciding vote on the Inflation Reduction Act, a landmark piece of legislation addressing climate change. After he publicly stated that he was leaning towards a no vote, we took action, reaching out to the Senator directly as well as publishing an op-ed in the state's largest newspaper. Days later, Senator Manchin voted yes. We are proud to have used our platform to speak up and make a difference, even if our stance was an unpopular one in a state with deep ties to fossil fuels. Beyond our advocacy efforts, we are continuing to make improvements on the mountain that will decrease our carbon impact, the largest of which is continued upgrades to our snowmaking system. These improvements allow for more energy efficient snow production. Snowshoe has also been designated as an official "Bee City USA" due to our efforts to protect pollinators.



Reporting Period:

FY22

Reporting Period Description:

Fiscal Year August 2021 - July 2022





Solitude Mountain Resort

Utah, United States of America

Reporting Period:

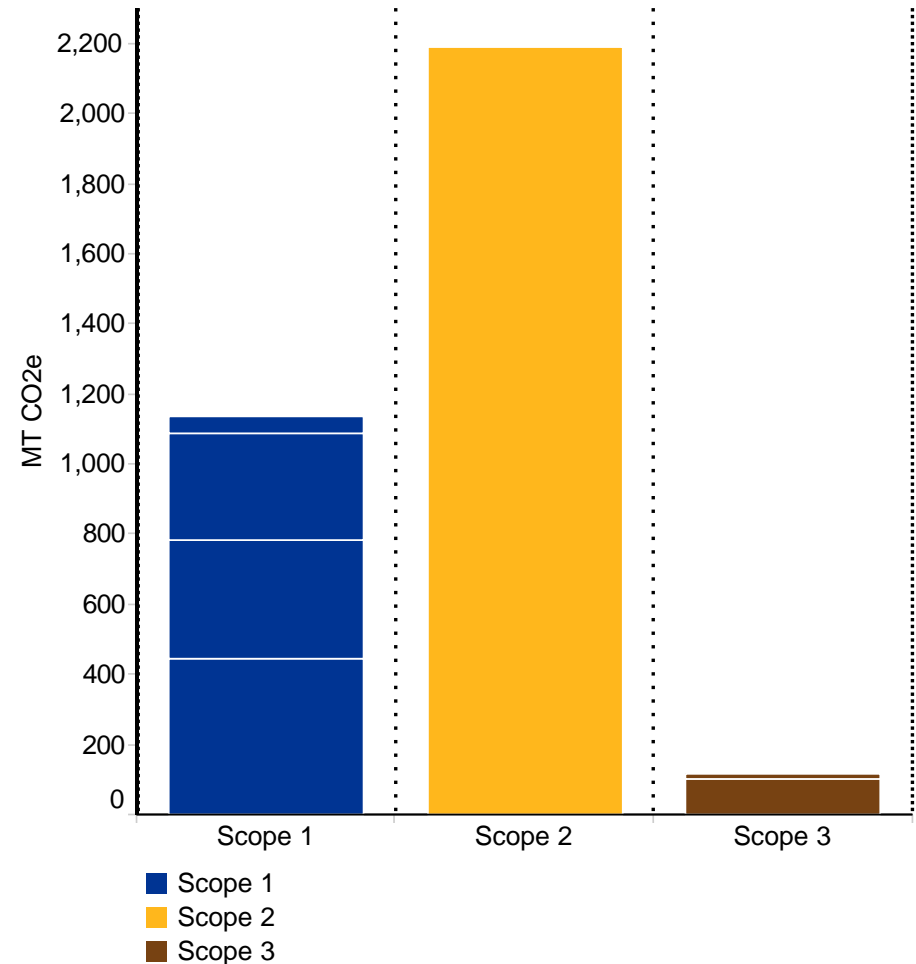
2022-23

Reporting Period Description:

Fiscal calendar: August 1 - July 31st

Emissions Inventory

Scope	Source	MT CO2e Emitted	% of Emissions
Scope 1	Refrigerant	50.5	1.5%
	Gasoline	305.7	8.9%
	Propane	336.3	9.8%
	Diesel	445.4	12.9%
Scope 2	Electricity	2,191.1	63.6%
Scope 3	Airline mileage	14.2	0.4%
	Solid waste	101.7	3.0%
Net Emissions		3,445.0	100.0%



Biogenic Emissions

Scope	Source	MT CO2e Emitted	% of Total Emissions
Biogenic	Biodiesel	0.0	
	Wood	0.0	
Total Emissions		0.0	



Solitude Mountain Resort

Utah, United States of America

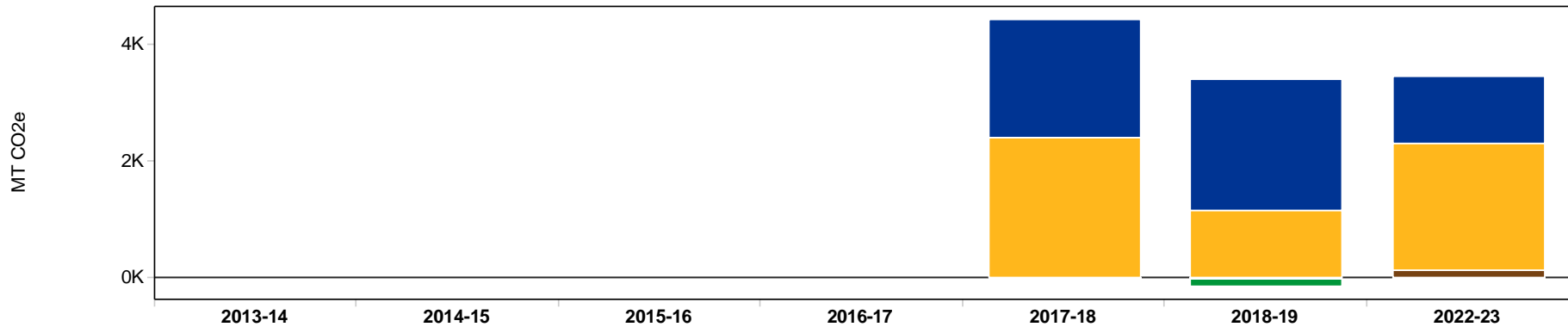
Reporting Period:

2022-23

Reporting Period Description:

Fiscal calendar: August 1 - July 31st

Net Emissions History



	2013-14	2014-15	2015-16	2016-17	2017-18	2018-19	2022-23
Scope 1					2,030.4	2,273.7	1,138.0
Scope 2					2,393.4	980.4	2,191.1
Scope 3					1.7	7.4	115.9
Offset							0.0
Net Emissions (MT CO2e)					4,425.6	3,261.5	3,445.0

Scope

■ Scope 1
 ■ Scope 2
 ■ Scope 3
 ■ RECs
 ■ Offset

Years with no emissions data indicate that a Challenger did not submit emissions data in that year or was not a member of the Climate Challenge during that year.

Historical biogenic emissions are excluded from this page to simplify net emissions reporting.



NATIONAL SKI AREAS ASSOCIATION
**CLIMATE
 CHALLENGE**



Solitude Mountain Resort

Utah, United States of America

Reduction Target:

Solitude will work to reduce emissions by 8% over the next year: 2023-2024.

Current Report Net Emissions:

3,445.0 MT CO₂e

Reduction Projects

Emission Source Impacted	Description	MT CO ₂ e Reduction
Other	Water conservation - messaging guests in our hotel and condos to reduce their water usage and encouraging people to reuse their towels rather than getting new ones everyday.	Not Estimated
Solid waste	Food waste diversion - increased our food waste diversion by 15% by starting a 4-stream waste recycle system in our 3 cafeteria locations and adding one of our facilities to the program.	1.6

Reporting Period:

2022-23

Reporting Period Description:

Fiscal calendar: August 1 - July 31st



NATIONAL SKI AREAS ASSOCIATION
**CLIMATE
 CHALLENGE**



Solitude Mountain Resort

Utah, United States of America

Advocacy

Type	Description
Community Advisory Committee	The Brighton Institute Board Big Cottonwood Canyon Association non profit does a lot of environmental education in the town of Brighton.
Customer Engagement on Climate Change	We participate in the Cottonwood Canyons Foundation Ski with a Ranger Program and Snowshoe Tours, which educates guests about geology, history, winter ecology, watershed, and wildlife.
Other	Solitude and several other Wasatch ski resorts helped Utah Climate Action Network kick off of Utah Climate Week at Fisher Brewing.
Utility Engagement	Solitude is working with Rocky Mountain Power to purchase more solar blocks when they become available.

Reporting Period:

2022-23

Reporting Period Description:

Fiscal calendar: August 1 - July 31st



Solitude Mountain Resort

Utah, United States of America

Solitude Mountain Resort's Story

This year (22/23) was the first year that Solitude had a dedicated staff person to focus on sustainability. We focused on auditing what initiatives and projects are in place, evaluated their effectiveness, and outlined needed improvements. We are streamlining our reporting processes, and are seeing great success in our food waste program which started in August 2021. Over the last two years we have been focusing on back of house food waste, but this coming winter season we will be expanding our food waste program to the front of house by installing 4-stream waste systems in our cafeterias. Another success was our educational programing. We host Cottonwood Canyon Foundation's (CCF) Ski with a Ranger program. We also offered snowshoe tours at Nordic Nights, ski geology tours, tours with Tree Utah and other classes. In the summer months we have classes/outings highlighting geology, fungi, nature hikes, astronomy and invasive weed pull days with CCF.



Reporting Period:

2022-23

Reporting Period Description:

Fiscal calendar: August 1 - July 31st





Steamboat Ski & Resort Corporation

Colorado, United States of America

Reporting Period:

FY22

Reporting Period Description:

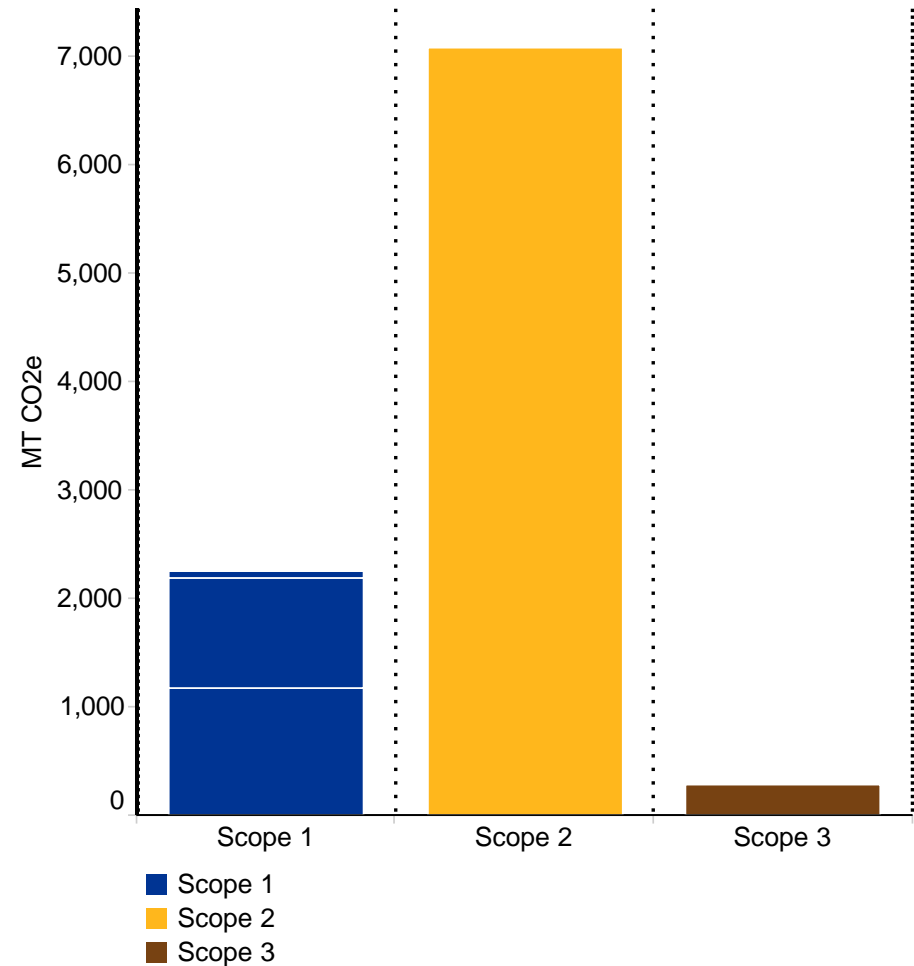
Fiscal year: August 1, 2021 - July 31, 2022

Emissions Inventory

Scope	Source	MT CO2e Emitted	% of Emissions
Scope 1	Diesel	7.0	0.1%
	Propane	69.7	0.7%
	Natural Gas	1,020.6	10.6%
	Gasoline	1,165.8	12.1%
Scope 2	Electricity	7,077.2	73.6%
Scope 3	Solid waste	277.9	2.9%
Net Emissions		9,618.3	100.0%

Biogenic Emissions

Scope	Source	MT CO2e Emitted	% of Total Emissions
Biogenic	Biodiesel	0.0	
	Wood	0.0	
Total Emissions		0.0	





Steamboat Ski & Resort Corporation

Colorado, United States of America

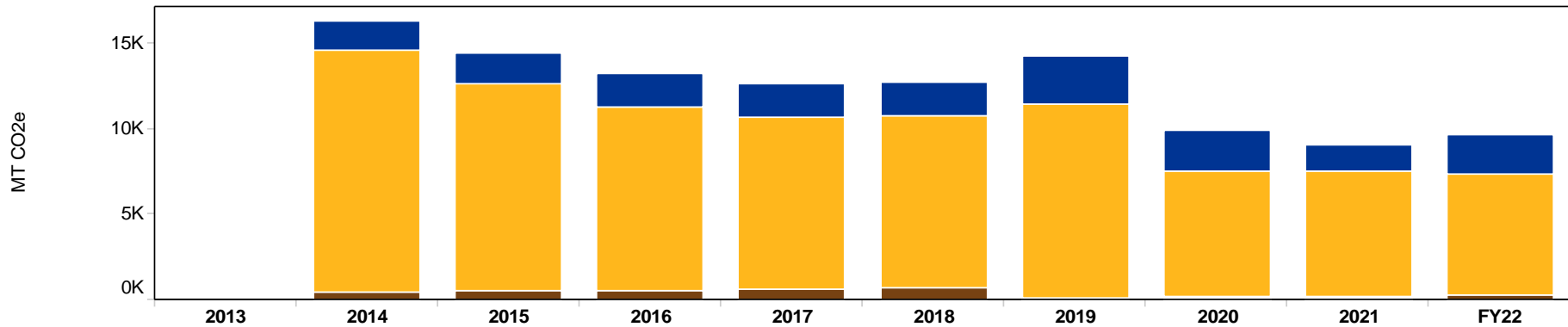
Reporting Period:

FY22

Reporting Period Description:

Fiscal year: August 1, 2021 - July 31, 2022

Net Emissions History



	2013	2014	2015	2016	2017	2018	2019	2020	2021	FY22
Scope 1		1,727.0	1,757.1	1,963.9	1,969.9	1,953.9	2,795.6	2,378.0	1,495.3	2,263.1
Scope 2		14,148.3	12,098.7	10,711.3	10,095.2	10,062.5	11,296.5	7,312.0	7,316.5	7,077.2
Scope 3		443.7	538.4	542.4	570.3	656.0	106.0	174.4	183.6	277.9
Offset								0.0	0.0	0.0
Net Emissions (MT CO2e)		16,319.0	14,394.2	13,217.6	12,635.4	12,672.5	14,198.1	9,864.4	8,995.4	9,618.3

Scope

■ Scope 1
 ■ Scope 2
 ■ Scope 3
 ■ RECs
 ■ Offset

Years with no emissions data indicate that a Challenger did not submit emissions data in that year or was not a member of the Climate Challenge during that year.

Historical biogenic emissions are excluded from this page to simplify net emissions reporting.



NATIONAL SKI AREAS ASSOCIATION
**CLIMATE
 CHALLENGE**



Steamboat Ski & Resort Corporation

Colorado, United States of America

Reduction Target:

Match Routt County CAP goals: By 2050, reduce energy sector CO2 emissions by 82%, transportation sector by 92%, and waste sector by 69%.

Current Report Net Emissions:

9,618.3 MT CO2e

Reduction Projects

Emission Source Impacted	Description	MT CO2e Reduction
Electricity	Continued to switch out CFL bulbs to LED - 1668 CFL to LED.	62.1
	Motion sensor installed in 8 lodge bathrooms.	0.2

Reporting Period:

FY22

Reporting Period Description:

Fiscal year: August 1, 2021 - July 31, 2022



Steamboat Ski & Resort Corporation

Colorado, United States of America

Advocacy

Type	Description
Climate Solutions Campaign or Letter	Steamboat Ski & Resort Company (SSRC) signed on to a letter to support the adoption of the Advanced Clean Car II Program for Colorado.
Community Advisory Committee	Sarah Jones, Director of Sustainability and Community Engagement, serves on the Climate Action Plan (CAP) Collaborative Board with representatives from local municipal governments and utilities.
Customer Engagement on Climate Change	SSRC held its second annual Earth Day in April and provided opportunities for guests to take action on climate change.
Direct Correspondence	Sarah Jones participates on the Recycle Colorado policy committee which supported HB22-1355 Producer Responsibility Program for Recycling.
Government Meeting	Sarah Jones meets regularly with local municipalities on innovative transportation, including the development of a regional transit authority.
Utility Engagement	SSRC is actively working to with Yampa Valley Electric Association to partner on local solar array installations.

Reporting Period:

FY22

Reporting Period Description:

Fiscal year: August 1, 2021 - July 31, 2022



Steamboat Ski & Resort Corporation

Colorado, United States of America

Steamboat Ski & Resort Corp.'s Story

During the winter of 2021-22, Alterra Mountain Company conducted a building and snowmaking energy audits as well as emissions inventories (Scope 1, 2, and 3) for all Alterra resorts. The inventory categorized emissions for FY22 (August 1, 2021 through July 31, 2022) and therefore includes data overlap with the Steamboat Ski & Resort Corp. (SSRC) 2021 reporting. However, this timeframe and inventory will now be the standard moving forward for SSRC.

During this year's Climate Challenge reporting period, SSRC continued our five-year, \$200+ million redevelopment project. The focus of this year's projects included sustainability within these redeveloped areas as well as improving energy efficiency in other resort facilities and operations. Some initiatives this year include LEED certification for base area redevelopment, LED & motion sensor installation, sustainable logging, and protection of wildlife with CPW and the USFS.



Reporting Period:

FY22

Reporting Period Description:

Fiscal year: August 1, 2021 - July 31, 2022



Sugar Bowl Resort

California, United States of America

Reporting Period:

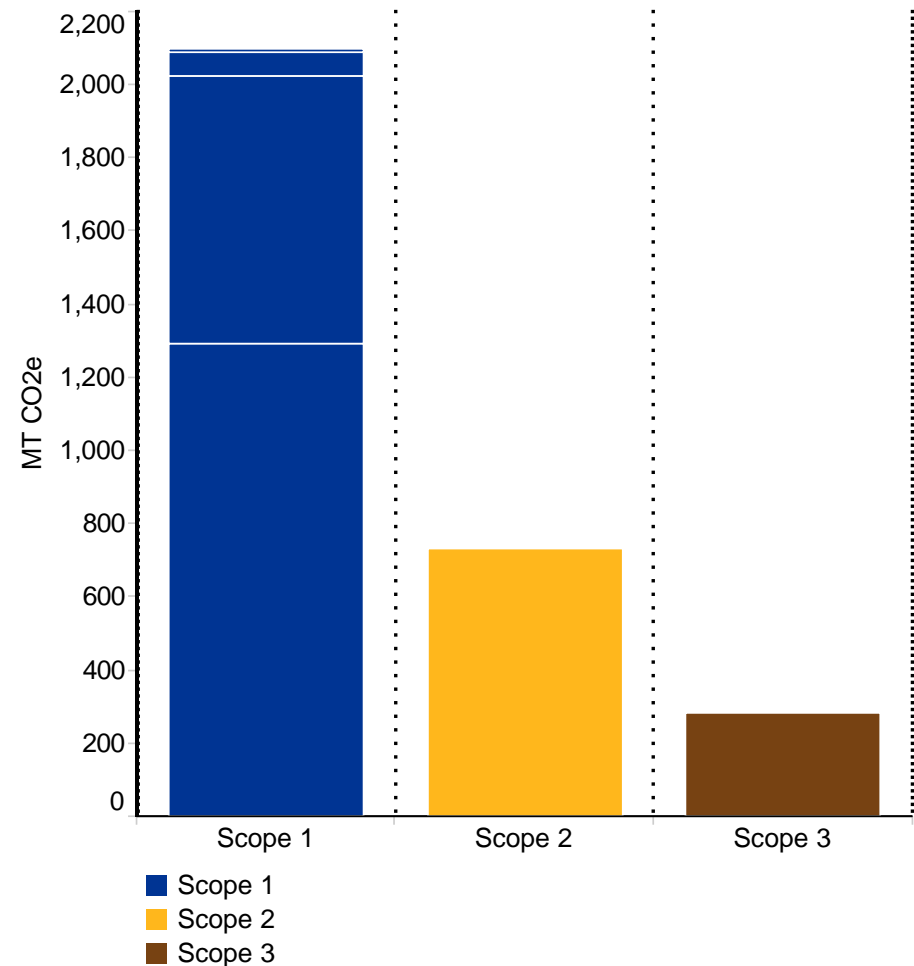
2021-22

Reporting Period Description:

Fiscal Year: July 2021 through June 2022.

Emissions Inventory

Scope	Source	MT CO ₂ e Emitted	% of Emissions
Scope 1	Waste Oil	8.9	0.3%
	Gasoline	66.5	2.1%
	Diesel	729.9	23.4%
	Propane	1,294.0	41.5%
Scope 2	Electricity	731.5	23.5%
Scope 3	Solid waste	284.4	9.1%
Net Emissions		3,115.2	100.0%



Biogenic Emissions

Scope	Source	MT CO ₂ e Emitted	% of Total Emissions
Biogenic	Biodiesel	0.0	
	Wood	0.0	
Total Emissions		0.0	



Sugar Bowl Resort

California, United States of America

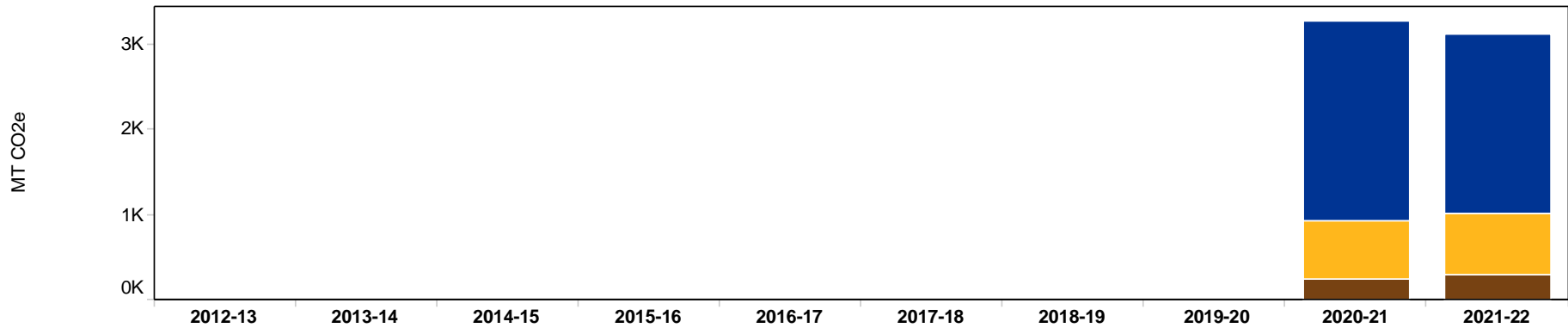
Reporting Period:

2021-22

Reporting Period Description:

Fiscal Year: July 2021 through June 2022.

Net Emissions History



	2012-13	2013-14	2014-15	2015-16	2016-17	2017-18	2018-19	2019-20	2020-21	2021-22
Scope 1									2,363.5	2,099.2
Scope 2									681.4	731.5
Scope 3									237.6	284.4
Offset									0.0	0.0
Net Emissions (MT CO2e)									3,282.6	3,115.2

Scope
■ Scope 1 ■ Scope 2 ■ Scope 3 ■ RECs ■ Offset

Years with no emissions data indicate that a Challenger did not submit emissions data in that year or was not a member of the Climate Challenge during that year.

Historical biogenic emissions are excluded from this page to simplify net emissions reporting.



Sugar Bowl Resort

California, United States of America

Reduction Target:

Sugar Bowl Resort will reduce emissions by 30 MT CO₂e from its 2021 baseline by 2030.

Current Report Net Emissions:

3,115.2 MT CO₂e

Reduction Projects

Emission Source Impacted	Description	MT CO ₂ e Reduction
Electricity	In November 2022, we upgraded all light fixtures in our Vehicle Maintenance building from T8 fluorescent bulbs (32 watts each) to LED bulbs (18 watts each). 24 bulbs were upgraded.	0.4

Reporting Period:

2021-22

Reporting Period Description:

Fiscal Year: July 2021 through June 2022.



Sugar Bowl Resort

California, United States of America

Advocacy

Type	Description
Climate Solutions Campaign or Letter	Sugar Bowl has signed onto the America Is All In climate action coalition.
Community Advisory Committee	Sugar Bowl is a member of the Climate Transformation Alliance (CTA). The CTA meets quarterly, and is a public-private partnership developing collaborative climate solutions in the Truckee region.
Customer Engagement on Climate Change	Sugar Bowl continues to maintain its sustainability website page, as a way to educate viewers on Sugar Bowl's environmental initiatives and reduction goals.
Government Meeting	Sugar Bowl participates in monthly Nevada County Convene, Champion, & Catalyze meetings, which is a leadership forum committed to sustainable destination stewardship in the Truckee region.

Reporting Period:

2021-22

Reporting Period Description:

Fiscal Year: July 2021 through June 2022.



Sugar Bowl Resort

California, United States of America

Sugar Bowl Resort's Story

Much of Sugar Bowl's climate-related work this year has been in forest health and wildfire resilience. This is a topic of particular relevance and urgency in California, and as forest landowners in an area of high wildfire hazard, we have taken every opportunity to apply for forest health grants, devote capital expenditure to forestry projects, and participate in regional forest stakeholder groups. In 2022, Sugar Bowl began a 96-acre forest health and fuels reduction project, which involved the removal of dead and dying trees, densely-spaced small trees, and limbing up to 12 feet of ladder fuels. Sugar Bowl was awarded \$108,400 from Truckee Fire Protection District's Measure T Grant Program to expand the project to its current scale. The goal of this project is to restore healthy tree stand and improve the Donner Summit community's resilience against destructive wildfire. The project will be completed in 2023, and we are already planning future collaborative landscape-scale projects.



Reporting Period:

2021-22

Reporting Period Description:

Fiscal Year: July 2021 through June 2022.





Sugarbush Resort

Vermont, United States of America

Reporting Period:

FY22

Reporting Period Description:

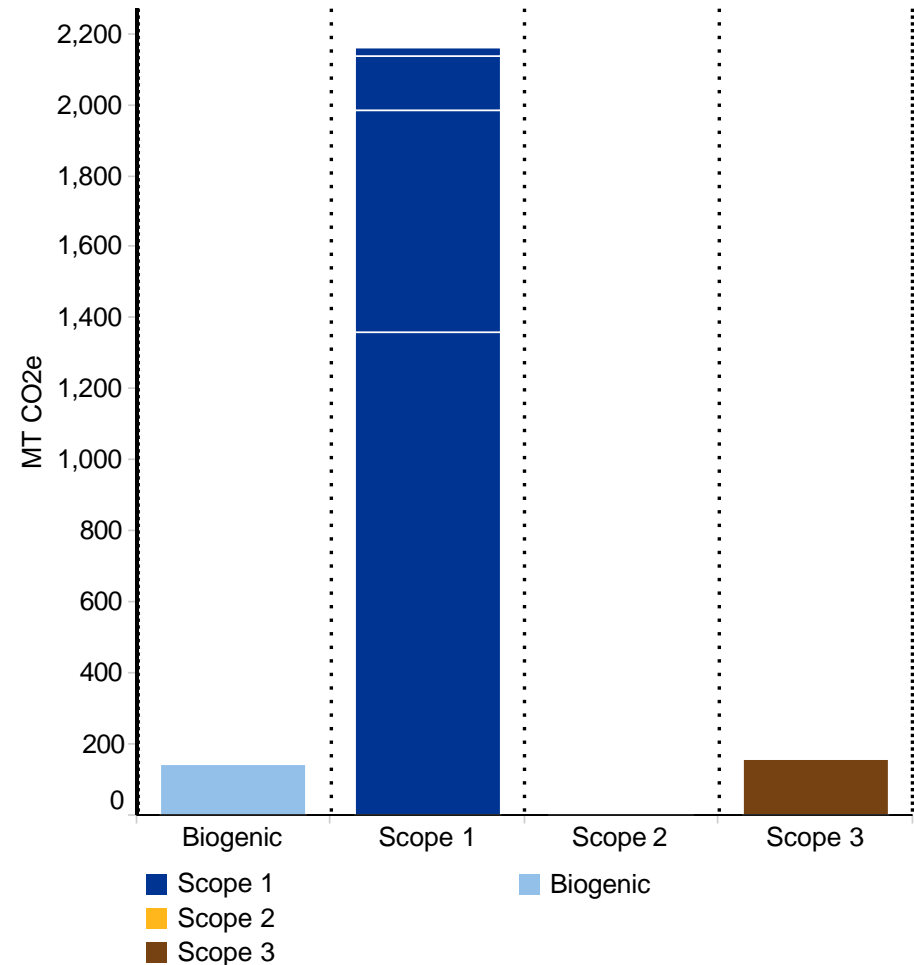
Fiscal Year: August 2021 through July 2022

Emissions Inventory

Scope	Source	MT CO2e Emitted	% of Emissions
Scope 1	Refrigerant	26.8	1.2%
	Gasoline	149.0	6.4%
	Biodiesel	627.9	27.1%
	Propane	1,358.2	58.5%
Scope 2	Electricity	0.0	0.0%
Scope 3	Solid waste	158.2	6.8%
Net Emissions		2,320.0	100.0%

Biogenic Emissions

Scope	Source	MT CO2e Emitted	% of Total Emissions
Biogenic	Wood	0.0	0.0%
	Biodiesel	145.3	100.0%
Total Emissions		145.3	100.0%





Sugarbush Resort

Vermont, United States of America

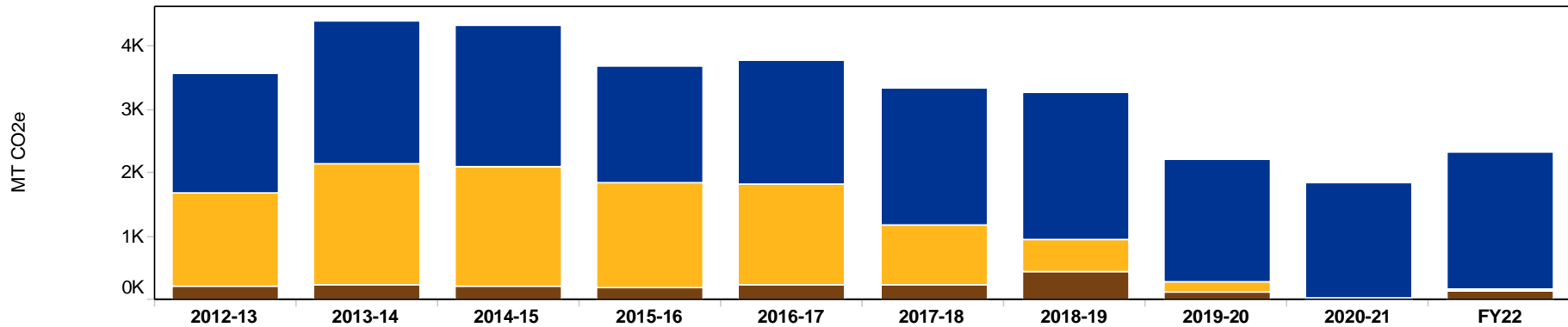
Reporting Period:

FY22

Reporting Period Description:

Fiscal Year: August 2021 through July 2022

Net Emissions History



	2012-13	2013-14	2014-15	2015-16	2016-17	2017-18	2018-19	2019-20	2020-21	FY22
Scope 1	1,875.5	2,267.1	2,247.8	1,836.2	1,940.3	2,181.1	2,306.7	1,918.0	1,809.6	2,161.8
Scope 2	1,466.1	1,916.1	1,866.7	1,644.4	1,603.9	930.1	525.1	163.0	0.0	0.0
Scope 3	218.3	221.7	217.8	195.1	219.4	233.6	426.4	120.4	27.0	158.2
Offset								0.0	0.0	0.0
Net Emissions (MT CO2e)	3,559.9	4,404.8	4,332.3	3,675.7	3,763.7	3,344.8	3,258.2	2,201.4	1,836.6	2,320.0

Scope

■ Scope 1
 ■ Scope 2
 ■ Scope 3
 ■ RECs
 ■ Offset

Years with no emissions data indicate that a Challenger did not submit emissions data in that year or was not a member of the Climate Challenge during that year.

Historical biogenic emissions are excluded from this page to simplify net emissions reporting.



NATIONAL SKI AREAS ASSOCIATION
**CLIMATE
 CHALLENGE**



Sugarbush Resort

Vermont, United States of America

Reduction Target:

Sugarbush Resort will reduce emissions by 33% below the 19-20 season's emissions by the 25-26 season.

Current Report Net Emissions:

2,320.0 MT CO₂e

Reduction Projects

Emission Source Impacted	Description	MT CO ₂ e Reduction
Electricity	Snowmaking upgrades on Northstar Trail.	0
Propane	Mt. Ellen Base Lodge renovations, including new high efficiency appliances, heat pumps, LED lighting, insulation, and windows.	15.6

Reporting Period:

FY22

Reporting Period Description:

Fiscal Year: August 2021 through July 2022



Sugarbush Resort

Vermont, United States of America

Advocacy

Type	Description
Community Advisory Committee	Sugarbush serves on the Mad River Valley Planning District Steering Committee which supports the stewardship and sustainable use of the valley's natural resources, housing, and transportation system.
Customer Engagement on Climate Change	We hosted two showings of the Jeremy Jones film "Purple Mountains" about how shared values in the outdoors can unite us.
Direct Correspondence	We collaborated directly with our local legislatures to co-host a "Keep VT Cool" climate workshop at Sugarbush for community members to advocate for proposed climate bills at the VT State House.
Utility Engagement	At our annual employee luncheon, we had a speaker from Efficiency VT present on opportunities for reducing emissions at home and how Sugarbush is engaging with EVT on reduction projects.
Utility Engagement	Sugarbush hosted an EV Ride & Drive event at our EV charging stations with our utility, Green Mountain Power, to promote and support the adoption of EVs and development of EV charging stations.

Reporting Period:

FY22

Reporting Period Description:

Fiscal Year: August 2021 through July 2022



NATIONAL SKI AREAS ASSOCIATION
**CLIMATE
CHALLENGE**



Sugarbush Resort

Vermont, United States of America

Sugarbush Resort's Story

Sugarbush Resort is entrusted with the stewardship of lands in the Mad River Valley. We believe we have a responsibility to protect the natural environment so that we can continue our resort mission: to cultivate a spirit of lifelong adventure and camaraderie for future generations. Since our electric utility is 100% carbon free, we have plans for all electric new construction and are switching from fossil fuels to electricity where feasible. A recent renovation in the Sugar Lodge included heat pumps which nearly eliminates the need for propane heating. Energy efficiency is a priority for snowmaking and buildings.

Other initiatives include:

- Progress toward 100% LED lighting
- Solar net metering projects producing 4.7 million kWh annually
- 24 level 2 EV charging stations, with more planned
- Free winter Mad Bus transportation around the resort and community
- 2,000 acres in land management plans enhancing forest health, biodiversity and water quality in partnership with the USFS, state agencies, and local organizations



Reporting Period:

FY22

Reporting Period Description:

Fiscal Year: August 2021 through July 2022





Sugarloaf

Maine, United States of America

Reporting Period:

FY22

Reporting Period Description:

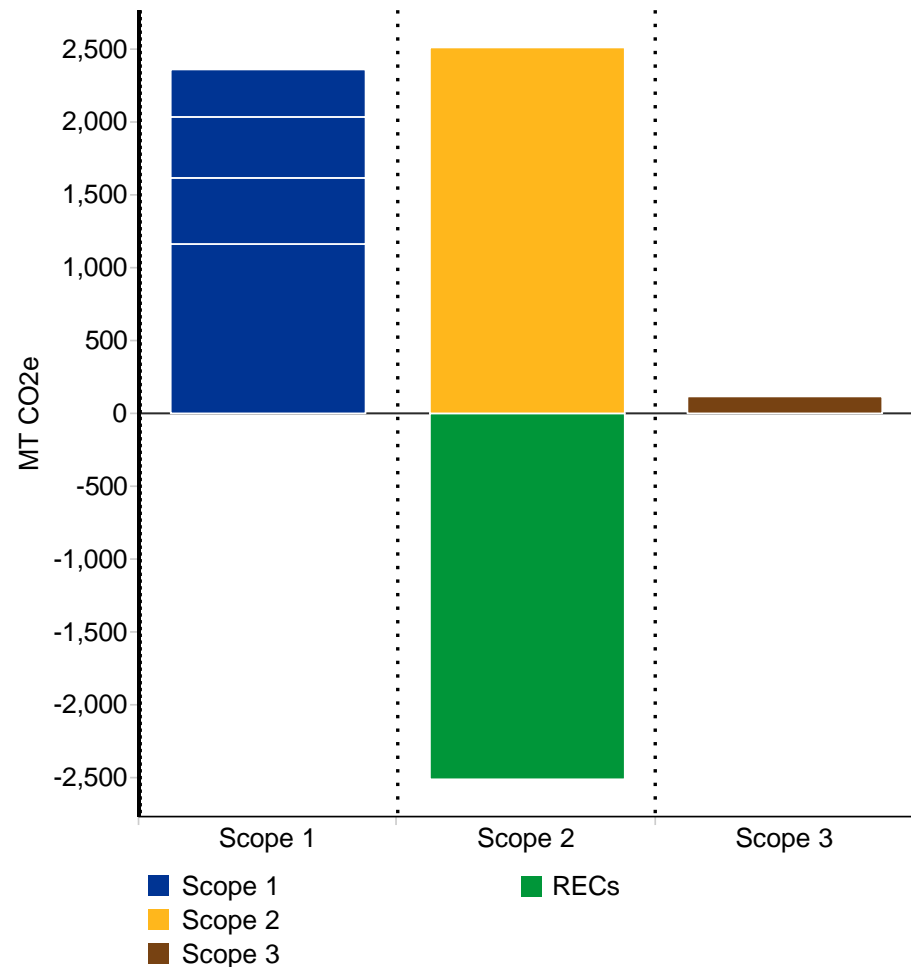
May 1, 2022 through April 31, 2023

Emissions Inventory

Scope	Source	MT CO2e Emitted	% of Emissions
Scope 1	Gasoline	327.6	13.2%
	Propane	420.9	17.0%
	Fuel Oil	443.4	17.9%
	Diesel	1,164.6	47.0%
Scope 2	RECs	-2,510.2	
	Electricity	2,510.2	0.0%
Scope 3	Solid waste	120.3	4.9%
Net Emissions		2,476.7	100.0%

Biogenic Emissions

Scope	Source	MT CO2e Emitted	% of Total Emissions
Biogenic	Biodiesel	0.0	
	Wood	0.0	
Total Emissions		0.0	





Sugarloaf

Maine, United States of America

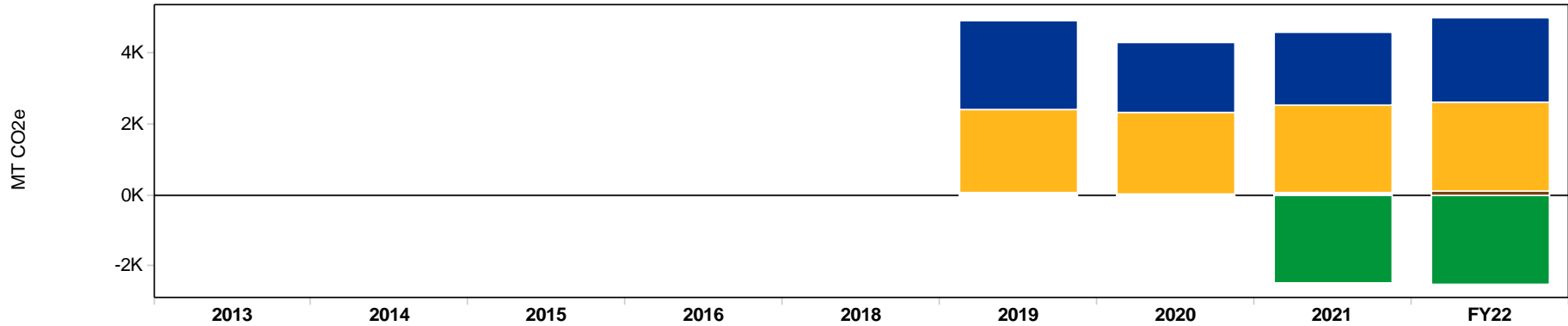
Reporting Period:

FY22

Reporting Period Description:

May 1, 2022 through April 31, 2023

Net Emissions History



	2013	2014	2015	2016	2018	2019	2020	2021	FY22
Scope 1						2,491.0	1,965.0	2,022.6	2,356.4
Scope 2						2,350.0	2,277.0	0.0	0.0
Scope 3						70.0	46.0	78.1	120.3
Offset								0.0	0.0
Net Emissions (MT CO2e)						4,911.0	4,288.0	2,100.7	2,476.7

Scope
■ Scope 1 ■ Scope 2 ■ Scope 3 ■ RECs ■ Offset

Years with no emissions data indicate that a Challenger did not submit emissions data in that year or was not a member of the Climate Challenge during that year.

Historical biogenic emissions are excluded from this page to simplify net emissions reporting.



NATIONAL SKI AREAS ASSOCIATION
**CLIMATE
 CHALLENGE**



Sugarloaf

Maine, United States of America

Reduction Target:

Sugarloaf plans to be net zero by 2030 through emissions reductions and offsets.

Current Report Net Emissions:

2,476.7 MT CO₂e

Reduction Projects

Emission Source Impacted	Description	MT CO ₂ e Reduction
Electricity	Maintenance Garage LED Lighting Retrofit.	7.3
	Snowmaking Gun Upgrades- Sugarloaf added an additional 107 high-efficiency HKD snow guns, blowing more snow with less energy.	Not Estimated
Solid waste	Community Recycling Center- Single sort recycling available to the public at a central community location.	20.2
Visitor commuting	Electric Vehicle Infrastructure- Introduced 9 EV chargers to Sugarloaf parking lots allowing visitors the option to take their EV to a rural destination.	Not Estimated

Reporting Period:

FY22

Reporting Period Description:

May 1, 2022 through April 31, 2023



NATIONAL SKI AREAS ASSOCIATION
**CLIMATE
 CHALLENGE**



Sugarloaf

Maine, United States of America

Advocacy

Type	Description
Climate Solutions Campaign or Letter	Signed Business for Climate Action letter stating that "Climate Action is a Business Priority" and urging President Biden and Congress to immediately act to pass climate legislation.
Community Advisory Committee	The Sugarloaf Sustainability Coordinator led the Sugarloaf Area Sustainability Initiative, a local green team and environmental group.
Customer Engagement on Climate Change	Our Protect Our Winters email announcement to Sugarloafers had a 68% open rate.
Direct Correspondence	Wrote a letter to all Democratic Senators from the states with Boyne Resorts asking them to pass the Inflation Reduction Act. The IRA includes \$369 billion in climate investments specifically.
Other	Sugarloaf provided regional insight to the Maine Department of Transportation on their plan for electric vehicle infrastructure development.

Reporting Period:

FY22

Reporting Period Description:

May 1, 2022 through April 31, 2023



NATIONAL SKI AREAS ASSOCIATION
**CLIMATE
CHALLENGE**



Sugarloaf

Maine, United States of America

Sugarloaf Resort's Story

In 2020, Boyne Resorts launched the ForeverProject, our commitment to net zero emissions and building a sustainable tomorrow. With the purchase of renewable energy credits (RECs) beginning in 2021, we formalized an ongoing commitment to 100% clean electricity. We are making great strides to reduce our carbon footprint and published our ForeverProject 2030 Master Plan in April 2023. Following our ForeverProject guiding principles of mindful efficiency, tireless conservation, and innovative collaboration, Sugarloaf invested in and implemented several sustainability initiatives throughout fiscal year 2022-23:

- Installed 107 new high-efficiency HKD snowmaking guns
- Collected 10,749 lbs. of food waste at our local restaurants and businesses, diverting from the landfill
- Installed 9 guest facing EV chargers to accommodate visitors with electric vehicles
- Implemented a community recycling center where we diverted 77,520 lbs. of waste



Reporting Period:

FY22

Reporting Period Description:

May 1, 2022 through April 31, 2023





Sunday River Resort

Maine, United States of America

Reporting Period:

2022-23

Reporting Period Description:

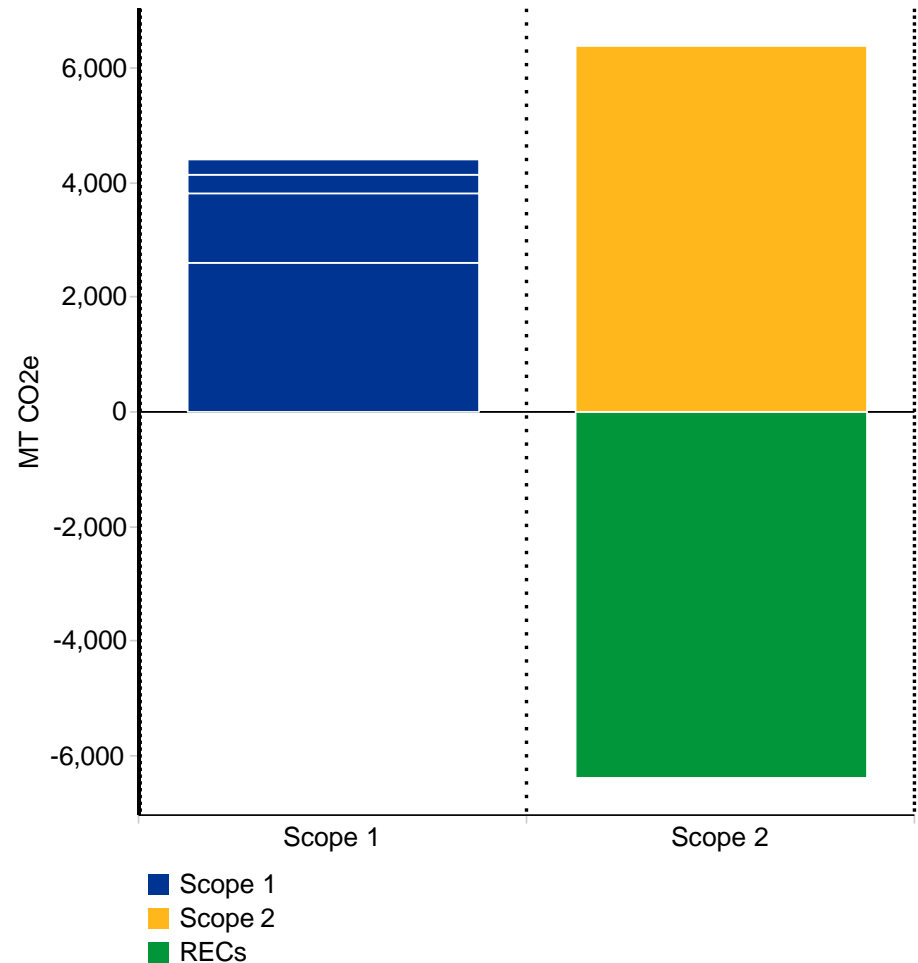
May 1, 2022 to April 30, 2023

Emissions Inventory

Scope	Source	MT CO2e Emitted	% of Emissions
Scope 1	Refrigerant	6.8	0.2%
	Gasoline	279.0	6.3%
	Fuel Oil	329.9	7.4%
	Diesel	1,230.0	27.7%
	Propane	2,600.4	58.5%
Scope 2	RECs	-6,409.5	
	Electricity	6,409.5	0.0%
Net Emissions		4,446.2	100.0%

Biogenic Emissions

Scope	Source	MT CO2e Emitted	% of Total Emissions
Biogenic	Biodiesel	0.0	
	Wood	0.0	
Total Emissions		0.0	





Sunday River Resort

Maine, United States of America

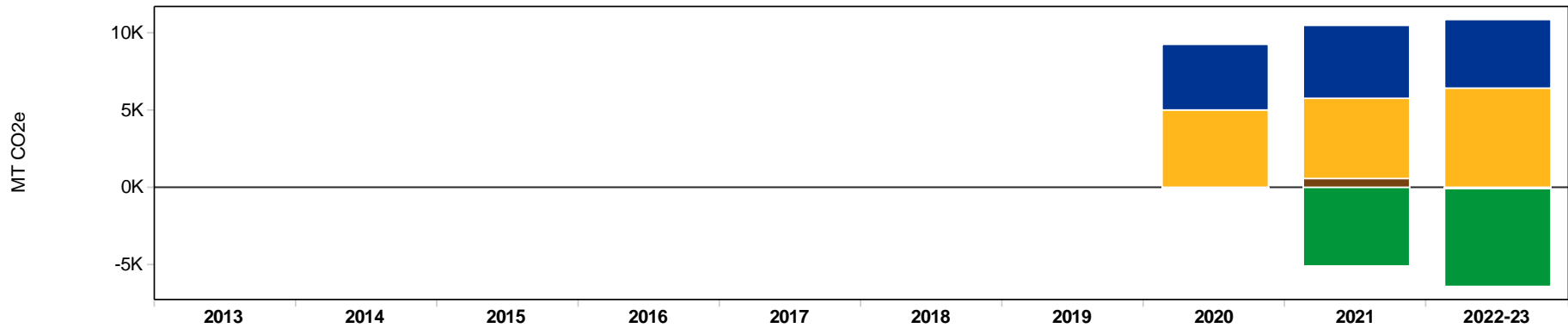
Reporting Period:

2022-23

Reporting Period Description:

May 1, 2022 to April 30, 2023

Net Emissions History



	2013	2014	2015	2016	2017	2018	2019	2020	2021	2022-23
Scope 1								4,264.8	4,754.2	4,446.2
Scope 2								5,031.0	0.0	0.0
Scope 3								0.0	616.5	0.0
Offset								0.0	0.0	0.0
Net Emissions (MT CO2e)								9,295.8	5,370.7	4,446.2

Scope
■ Scope 1 ■ Scope 2 ■ Scope 3 ■ RECs ■ Offset

Years with no emissions data indicate that a Challenger did not submit emissions data in that year or was not a member of the Climate Challenge during that year.

Historical biogenic emissions are excluded from this page to simplify net emissions reporting.



Sunday River Resort

Maine, United States of America

Reduction Target:

Sunday River Resort will reduce carbon emissions to be net zero by 2030.

Current Report Net Emissions:

4,446.2 MT CO₂e

Reduction Projects

Emission Source Impacted	Description	MT CO ₂ e Reduction
Electricity	We replaced 121 towers and fan guns with new high efficiency ones.	328.3
	We replaced the lights in our South Ridge Cafeteria with LEDs.	4.6

Reporting Period:

2022-23

Reporting Period Description:

May 1, 2022 to April 30, 2023



NATIONAL SKI AREAS ASSOCIATION
**CLIMATE
 CHALLENGE**



Sunday River Resort

Maine, United States of America

Advocacy

Type	Description
Climate Solutions Campaign or Letter	We signed Business for Climate Action Letter stating that "Climate Action is a Business Priority" and urging President Biden and Congress to immediately act to pass climate legislation on June 8th.
Community Advisory Committee	Kate was a member of the Bethel Community Resilience Committee. This committee was formed by the town of Bethel after being awarded \$50,000 to determine what resilience projects to focus on.
Direct Correspondence	We wrote a letter to Senator King to "Make Climate Action a Business Priority" by including climate investments in the reconciliation bill on May 25th.
Other	Kate presented to community members about our sustainability efforts as part of the Mahoosuc Lunchbox Sustainability Series on October 12th.

Reporting Period:

2022-23

Reporting Period Description:

May 1, 2022 to April 30, 2023



Sunday River Resort

Maine, United States of America

Sunday River Resort's Story

In 2020, Boyne Resorts launched the ForeverProject, our commitment to net zero emissions and building a sustainable tomorrow. With the purchase of renewable energy credits (RECs) beginning in 2021, we formalized an ongoing commitment to 100% clean electricity. We are making great strides to reduce our carbon footprint and published our ForeverProject Master Plan in April 2023.

Following our ForeverProject guiding principles of mindful efficiency, tireless conservation, and innovative collaboration, Sunday River invested in and implemented several sustainability initiatives throughout 2022/23:

- Installed 121 new high-efficiency snowmaking guns
- Collected food waste at our hotels to feed pigs at a local farm
- Hosted the first annual ForeverProject Day to educate team members about our sustainability efforts
- Offered free transportation to team members through a MDOT grant
- Implemented a carpool incentive for team members



Reporting Period:

2022-23

Reporting Period Description:

May 1, 2022 to April 30, 2023





Taos Ski Valley Inc.

New Mexico, United States of America

Reporting Period:

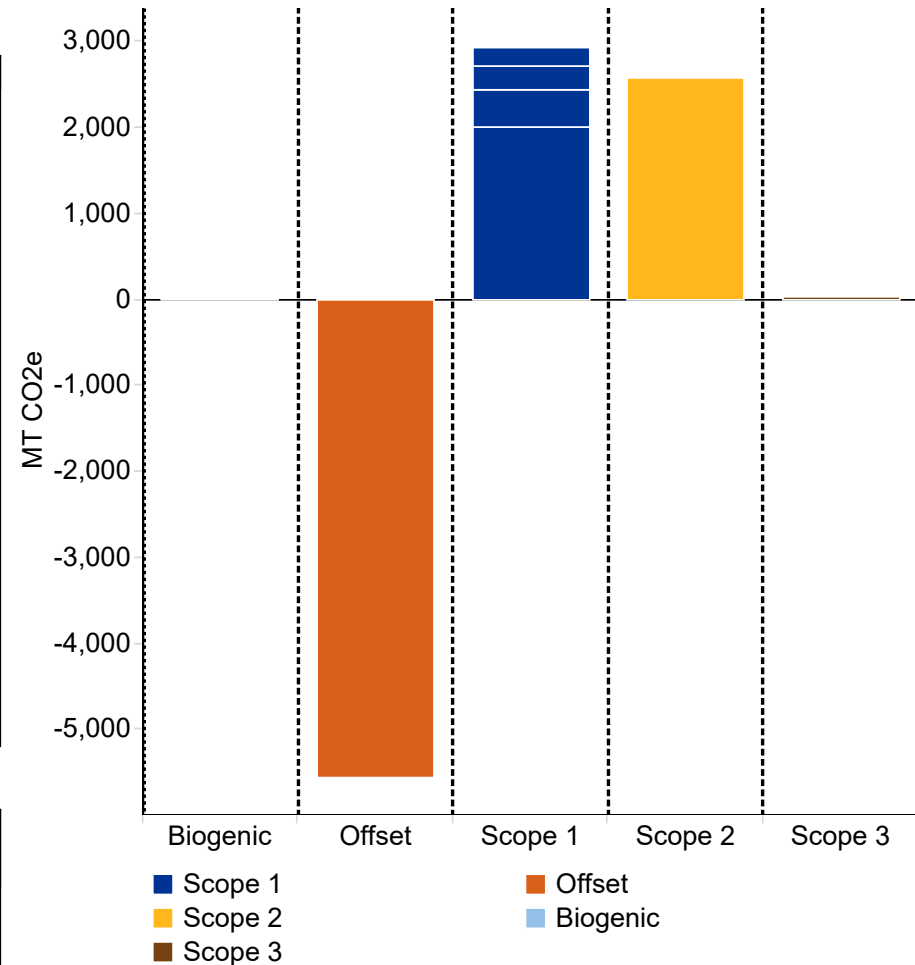
2022

Reporting Period Description:

Calendar year 2022

Emissions Inventory

Scope	Source	MT CO2e Emitted	% of Emissions
Scope 1	Wood	0.1	0.0%
	Waste Oil	9.4	0.2%
	Gasoline	228.6	4.1%
	Propane	271.5	4.9%
	Diesel	444.6	8.0%
	Natural Gas	2,000.4	35.9%
Scope 2	Electricity	2,564.5	46.0%
Scope 3	Airline mileage	5.4	0.1%
	Solid waste	19.1	0.3%
	Reimbursed Mileage	27.3	0.5%
Offset	Carbon Offsets	-5,570.9	
Net Emissions		0.0	100.0%



Biogenic Emissions

Scope	Source	MT CO2e Emitted	% of Total Emissions
Biogenic	Biodiesel	0.0	0.0%
	Wood	4.9	100.0%
Total Emissions		4.9	100.0%

Taos Ski Valley Inc.

New Mexico, United States of America

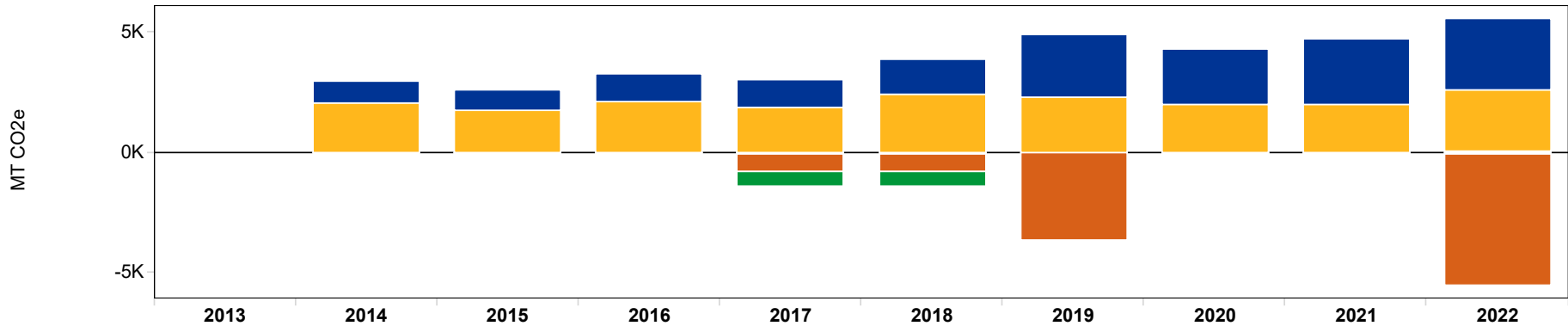
Reporting Period:

2022

Reporting Period Description:

Calendar year 2022

Net Emissions History



	2013	2014	2015	2016	2017	2018	2019	2020	2021	2022
Scope 1		891.1	866.2	1,209.6	1,145.6	1,445.8	2,660.9	2,331.0	2,725.0	2,954.6
Scope 2		2,047.8	1,708.7	2,077.7	1,280.3	1,833.3	2,257.0	1,967.0	2,003.9	2,564.5
Scope 3		0.0	0.0	0.0	0.0	0.0		0.0	0.0	51.8
Offset			0.0	0.0	-851.0	-851.0	-3,695.0	0.0	0.0	-5,570.9
Net Emissions (MT CO2e)		2,938.9	2,574.9	3,287.3	1,574.9	2,428.1	1,223.0	4,298.0	4,728.8	0.0

Scope

■ Scope 1
 ■ Scope 2
 ■ Scope 3
 ■ RECs
 ■ Offset

Years with no emissions data indicate that a Challenger did not submit emissions data in that year or was not a member of the Climate Challenge during that year.

Historical biogenic emissions are excluded from this page to simplify net emissions reporting.



Taos Ski Valley Inc.

New Mexico, United States of America

Reduction Target:

Taos Ski Valley has committed to being Net Zero by 2030.

Current Report Net Emissions:

0.0 MT CO₂e

Reduction Projects

Emission Source Impacted	Description	MT CO ₂ e Reduction
Gasoline - highway vehicles	We purchased an electric UTV for our parking lot crew to use to ferry employees and gear around the parking lots. This replaced the need for a gasoline vehicle and reduced idling significantly.	2.2
Propane	The Bavarian Restaurant received two new high efficiency condensing boilers that replaced two older units that were original to the facility which was built in the 1980s.	Not Estimated
Visitor commuting	Four new Enel X-Way Pro 40 electric vehicle charging stations were installed bringing our charger count to 22. EV chargers promote commuting via electric vehicle or plug in hybrid.	13

Reporting Period:

2022

Reporting Period Description:

Calendar year 2022



Taos Ski Valley Inc.

New Mexico, United States of America

Advocacy

Type	Description
Climate Solutions Campaign or Letter	Taos Ski Valley signed onto the Businesses for Climate Action urging Congress, Majority Leader Schumer and President Biden to act on ambitious climate change legislation.
Customer Engagement on Climate Change	Taos Ski Valley maintains a climate awareness web page that highlights the resort's efforts to combat global warming and make operational changes to reduce carbon emissions.
Direct Correspondence	TSVI Authored a letter to our NM Senator Heinrich thanking him for voting yes on the Inflation Reduction Act.
Other	Taos Ski Valley signed onto the SBTi commitment letter and is recognized as being committed to reaching Net Zero by 2030.

Reporting Period:

2022

Reporting Period Description:

Calendar year 2022



Taos Ski Valley Inc.

New Mexico, United States of America

Taos Ski Valley Inc.'s Story

Taos Ski Valley's dedication to environmental stewardship, community engagement, and social responsibility are core to the resort's ethos and mission as an industry leader. Taos Ski Valley is proud to join other B Corp leaders in the pledge to Net Zero emissions by 2030 as the world's first certified B-Corp ski resort. The road to carbon neutrality was started with several large initiatives including the LEED-Certification of The Blake Hotel and the carbon neutrality of Taos Air (the first carbon neutral airline), and now Taos Ski Valley is certified as a Carbon Neutral Company. The dedicated team led by our VP of Social and Environmental Responsibility and our dedicated Net Zero 2030 Manager will continue to curate organizational projects leading the resort to decarbonize to the greatest extent possible by 2020. We look forward to the journey and sharing our progress and learning along the way.



CarbonNeutral.com

Reporting Period:

2022

Reporting Period Description:

Calendar year 2022





The Highlands

Michigan, United States of America

Reporting Period:

FY23

Reporting Period Description:

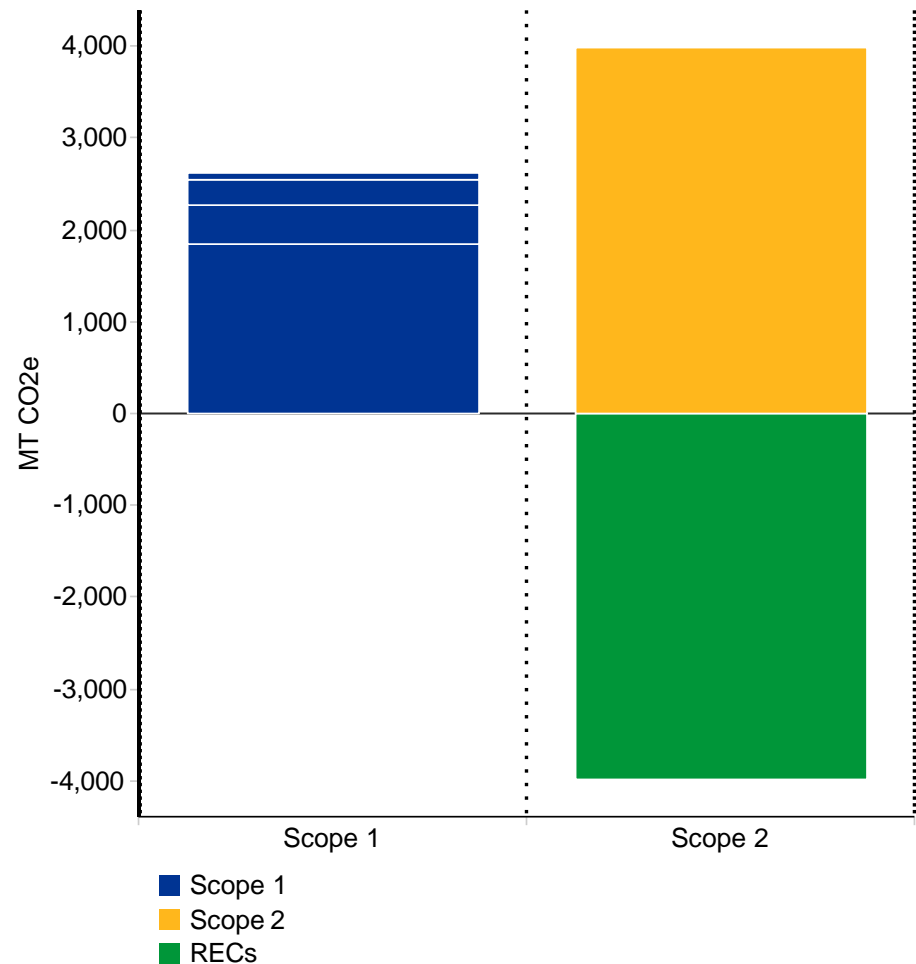
May 2022 through April 2023

Emissions Inventory

Scope	Source	MT CO2e Emitted	% of Net Emissions
Scope 1	Propane	75.8	2.9%
	Gasoline	274.9	10.5%
	Diesel	412.4	15.8%
	Natural Gas	1,851.7	70.8%
Scope 2	RECs	-3,991.2	
	Electricity	3,991.2	
Net Emissions		2,614.8	100.0%

Biogenic Emissions

Scope	Source	MT CO2e Emitted	% of Total Emissions
Biogenic	Biodiesel	0.0	
	Wood	0.0	
Total Emissions		0.0	



The Highlands

Michigan, United States of America

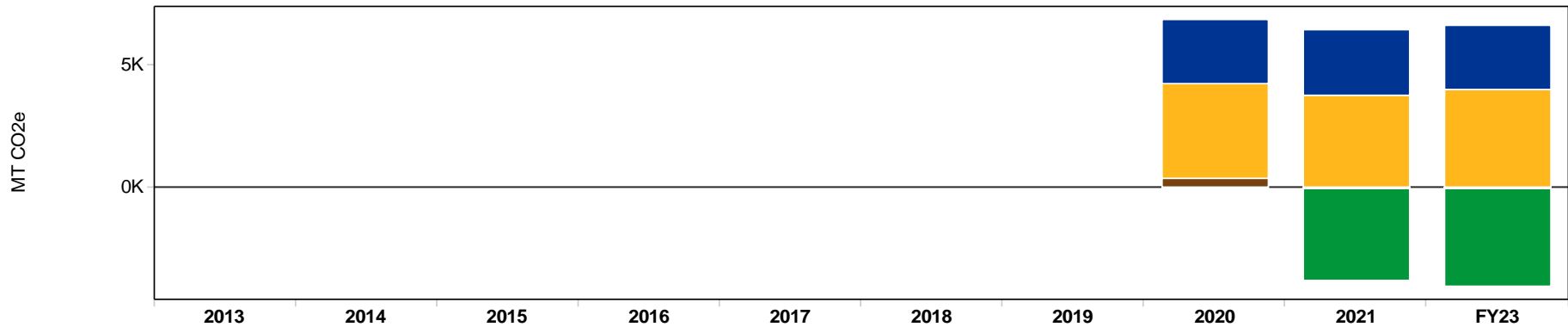
Reporting Period:

FY23

Reporting Period Description:

May 2022 through April 2023

Net Emissions History



	2013	2014	2015	2016	2017	2018	2019	2020	2021	FY23
Scope 1								2,592.0	2,669.4	2,614.8
Scope 2								3,877.0	0.1	0.0
Scope 3								365.0	0.0	0.0
Offset									0.0	0.0
Net Emissions (MT CO2e)								6,834.0	2,669.5	2,614.8

Scope
■ Scope 1 ■ Scope 2 ■ Scope 3 ■ RECs ■ Offset

Years with no emissions data indicate that a Challenger did not submit emissions data in that year or was not a member of the Climate Challenge during that year.

Historical biogenic emissions are excluded from this page to simplify net emissions reporting.



The Highlands

Michigan, United States of America

Reduction Target:

By 2030, The Highlands aims to cut its entire atmospheric impact by operating with net zero carbon emissions.

Current Report Net Emissions:

2,614.8 MT CO₂e

Reduction Projects

Emission Source Impacted	Description	MT CO ₂ e Reduction
Electricity	Completed an audit of all lift houses and as a result, installed 17 timers on heaters to restrict heating of buildings while occupied.	59.9
Solid waste	Introduced guest-facing composting via new waste sorting stations in the Day Lodge, increasing composting 700%, recycling for mixed containers 300%, and plastics 280%.	14
Diesel - off-road use (heavy equipment and snow-cats)	As a result of new and more efficient snowmaking equipment and modified operations at North Peak, the back-up diesel compressor wasn't needed.	25

Reporting Period:

FY23

Reporting Period Description:

May 2022 through April 2023



The Highlands

Michigan, United States of America

Advocacy

Type	Description
Climate Solutions Campaign or Letter	Signed Business for Climate Action letter stating that "Climate Action is a Business Priority," urging President Biden and Congress to immediately act to pass climate legislation.
Community Advisory Committee	Participated in the first regional Good For Michigan cohort to complete the B-Corp impact assessment to identify improvements in sustainable business practices.
Customer Engagement on Climate Change	Hosted "Ski Today for a Better Tomorrow," a day where 100% of lift ticket revenue was donated to 2 local conservation organizations: Tip of the Mitt Watershed Council and Little Traverse Conservancy.
Direct Correspondence	Wrote to Senator Stabenow and Senator Peters to include climate investments in reconciliation, and to vote yes on the IRA.

Reporting Period:

FY23

Reporting Period Description:

May 2022 through April 2023



The Highlands

Michigan, United States of America

The Highlands' Story

In 2020, Boyne Resorts launched the ForeverProject, our commitment to net zero emissions and building a sustainable tomorrow. With the purchase of RECs beginning in 2021, we formalized an ongoing commitment to 100% clean electricity. We are making great strides to reduce our carbon footprint and published our ForeverProject 2030 Master Plan in April 2023.

Following the ForeverProject guiding principles, The Highlands has invested in and implemented several sustainability initiatives throughout FY2022-23:

- Installed a VFD on snowmaking/golf irrigation pump house equipment
- ForeverProject Team created Sustainable Shorts, a series of internal educational videos
- Hosted first team member ForeverProject day, which included trivia, sustainable giveaways, pledges, and conservation projects
- Installed a software-based fuel tracking system
- Tested occupancy sensor thermostats for hotel rooms
- Hosted 2 team member mountain and roadside clean-ups



Reporting Period:

FY23

Reporting Period Description:

May 2022 through April 2023



The Summit at Snoqualmie

Washington, United States of America

Reporting Period:

FY23

Reporting Period Description:

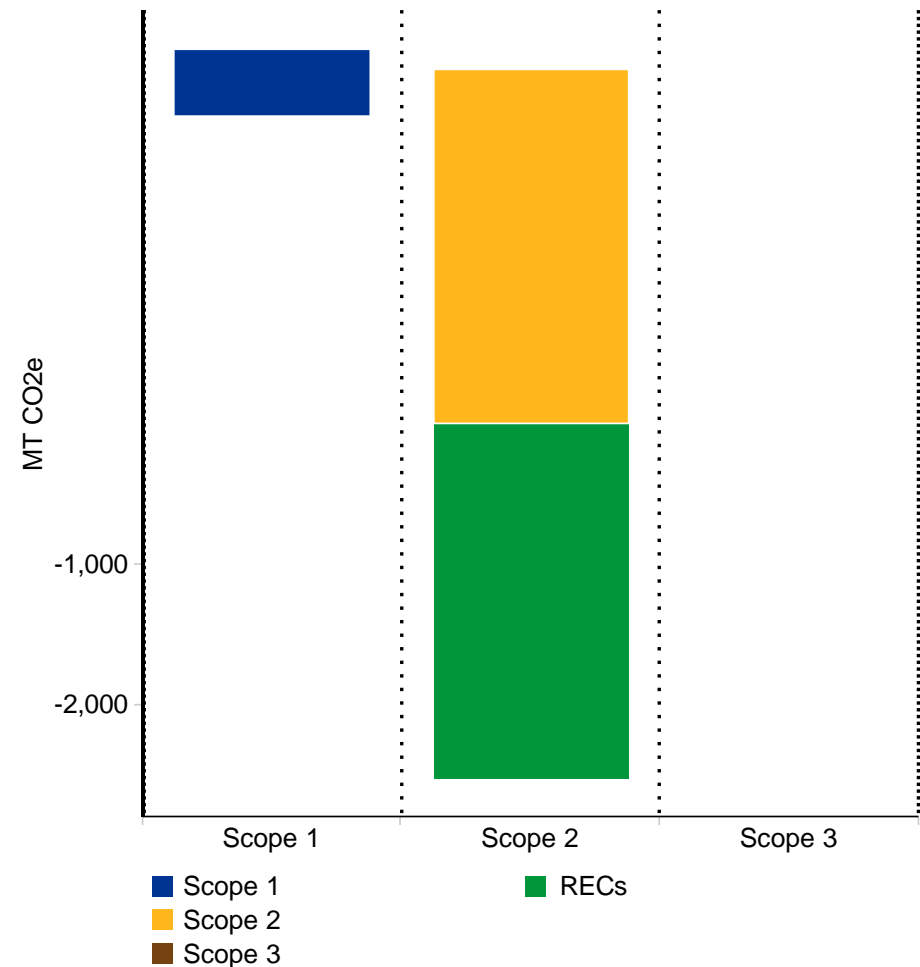
Fiscal year: May 1, 2022 - April 30, 2023

Emissions Inventory

Scope	Source		
Scope 1	Refrigerant		
	Waste Oil		
	Gasoline		
	Diesel		
	Propane	1,117.5	40.0%
Scope 2	RECs	-2,532.3	
	Electricity	2,532.3	0.0%
Scope 3	Solid waste	105.0	3.8%
Net Emissions		2,793.6	100.0%

Biogenic Emissions

Scope	Source	MT CO ₂ e Emitted	% of Total Emissions
Biogenic	Biodiesel	0.0	
	Wood	0.0	
Total Emissions		0.0	



The Summit at Snoqualmie

Washington, United States of America

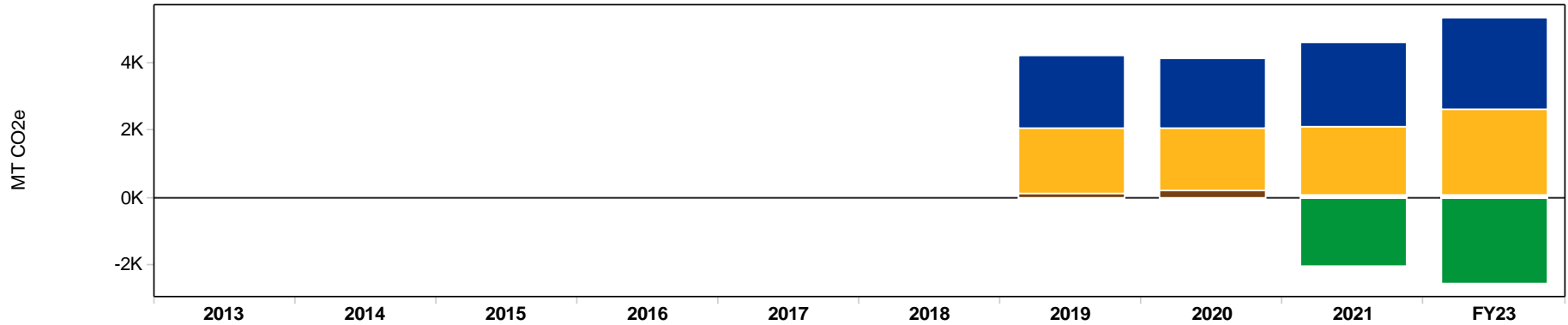
Reporting Period:

FY23

Reporting Period Description:

Fiscal year: May 1, 2022 - April 30, 2023

Net Emissions History



	2013	2014	2015	2016	2017	2018	2019	2020	2021	FY23
Scope 1							2,140.6	2,087.0	2,505.4	2,688.7
Scope 2							1,931.2	1,822.0	0.1	0.0
Scope 3							122.8	227.9	87.9	105.0
Offset							0.0	0.0	0.0	0.0
Net Emissions (MT CO2e)							4,194.5	4,136.9	2,593.4	2,793.6

Scope

■ Scope 1
 ■ Scope 2
 ■ Scope 3
 ■ RECs
 ■ Offset

Years with no emissions data indicate that a Challenger did not submit emissions data in that year or was not a member of the Climate Challenge during that year.

Historical biogenic emissions are excluded from this page to simplify net emissions reporting.



The Summit at Snoqualmie

Washington, United States of America

Reduction Target:

The Summit at Snoqualmie has a goal of net zero emissions by 2030.

Current Report Net Emissions:

2,793.6 MT CO₂e

Reduction Projects

Emission Source Impacted	Description	MT CO ₂ e Reduction
Other	The Summit removed a Tier 1 groomer from our fleet and replaced it with a Tier 4 groomer.	Not Estimated
Solid waste	The Summit increased waste diversion efforts with the purchase of an industrial composting machine, composting both pre and post consumer material, and by making better use of our community recycling center.	114.1

Reporting Period:

FY23

Reporting Period Description:

Fiscal year: May 1, 2022 - April 30, 2023



The Summit at Snoqualmie

Washington, United States of America

Advocacy

Type	Description
Climate Solutions Campaign or Letter	The Summit wrote a letter to Senator Schumer and staff to "Make Climate Action a Business Priority" by including climate policy investments in the reconciliation bill.
Community Advisory Committee	The Summit is represented on the newly formed, local non-profit Snoqualmie Pass Community Association, and town planning is currently a large topic of discussion, including sustainability.
Customer Engagement on Climate Change	The Summit engages guests through social media, public presentation at community events, hosting events like mountain clean ups, and releasing our ForeverProject master plan.
Government Meeting	The Summit is consistently present in meetings with state and local representatives that discuss environmental conservation, responsible recreation, mass transportation, and other equity topics.
Climate Solutions Campaign or Letter	The Summit signed a Statement of Commitment for The Wave Equitable Marketplace for presentation at the Conference on Hunger, Nutrition, and Health in Washington DC, ensuring sustainable food sourcing.
Utility Engagement	The Summit continues to work with Puget Sound Energy on meeting electrification needs for our pass community, future EV charging infrastructure and also onsite clean energy production and storage.

Reporting Period:

FY23

Reporting Period Description:

Fiscal year: May 1, 2022 - April 30, 2023



The Summit at Snoqualmie

Washington, United States of America

The Summit at Snoqualmie's Story

In 2020, Boyne Resorts launched the ForeverProject, our commitment to net zero emissions and building a sustainable tomorrow. With the purchase of renewable energy credits (RECs) beginning in 2021, we formalized an ongoing commitment to 100% clean electricity. We are making great strides to reduce our carbon footprint and published our ForeverProject 2030 Master Plan in April 2023.

Following our ForeverProject guiding principles of mindful efficiency, tireless conservation, and innovative collaboration, The Summit invested in and implemented several sustainability initiatives throughout fiscal year 2022-23.

This year, we focused heavily on creating tools and resources to support the culture of sustainability at our resort. This included department trainings, sustainability workshops for all levels of management, onboarding videos for team members, and weekly updates. These investments in our team members have created and encouraged a number of thriving sustainability programs.



Reporting Period:

FY23

Reporting Period Description:

Fiscal year: May 1, 2022 - April 30, 2023





Timberline Lodge

Oregon, United States of America

Reporting Period:

FY2022

Reporting Period Description:

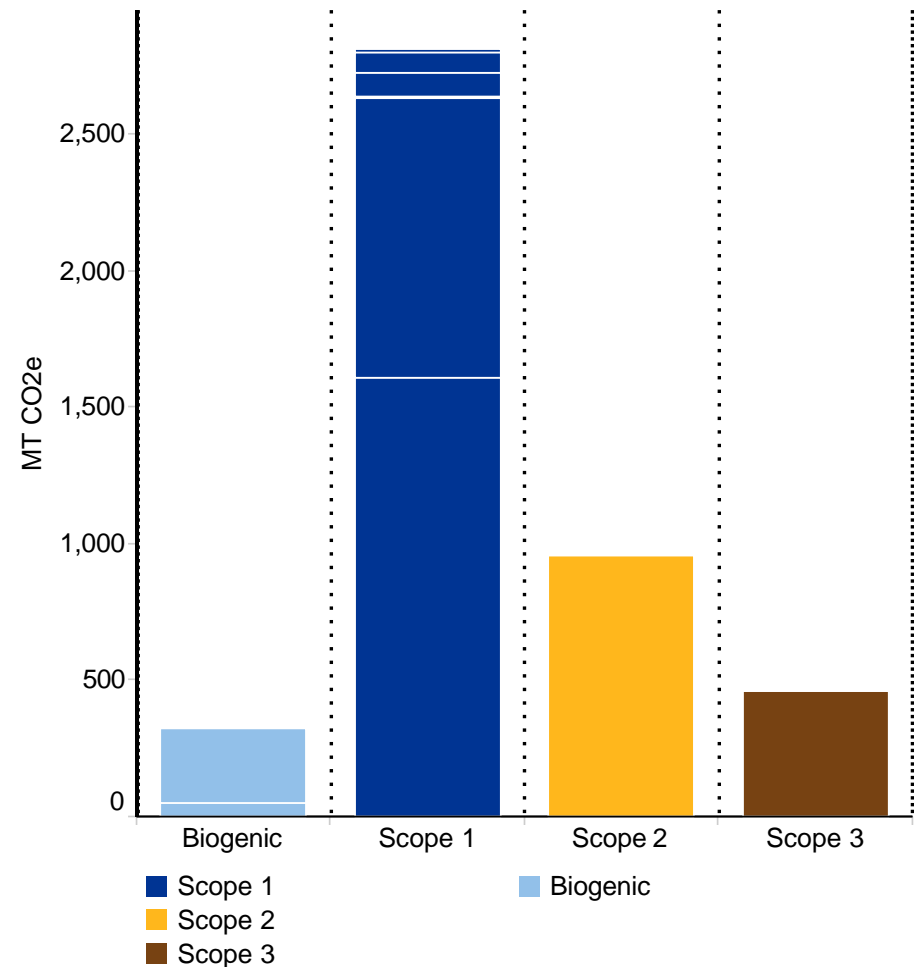
October 2021-September 2022

Emissions Inventory

Scope	Source	MT CO2e Emitted	% of Emissions
Scope 1	Wood	3.4	0.1%
	Diesel	13.4	0.3%
	Gasoline	77.0	1.8%
	Propane	87.2	2.1%
	Biodiesel	1,022.4	24.2%
	Fuel Oil	1,610.3	38.1%
Scope 2	Electricity	956.6	22.6%
Scope 3	Solid waste	457.1	10.8%
Net Emissions		4,227.4	100.0%

Biogenic Emissions

Scope	Source	MT CO2e Emitted	% of Total Emissions
Biogenic	Biodiesel	49.8	15.4%
	Wood	273.5	84.6%
Total Emissions		323.3	100.0%



Timberline Lodge

Oregon, United States of America

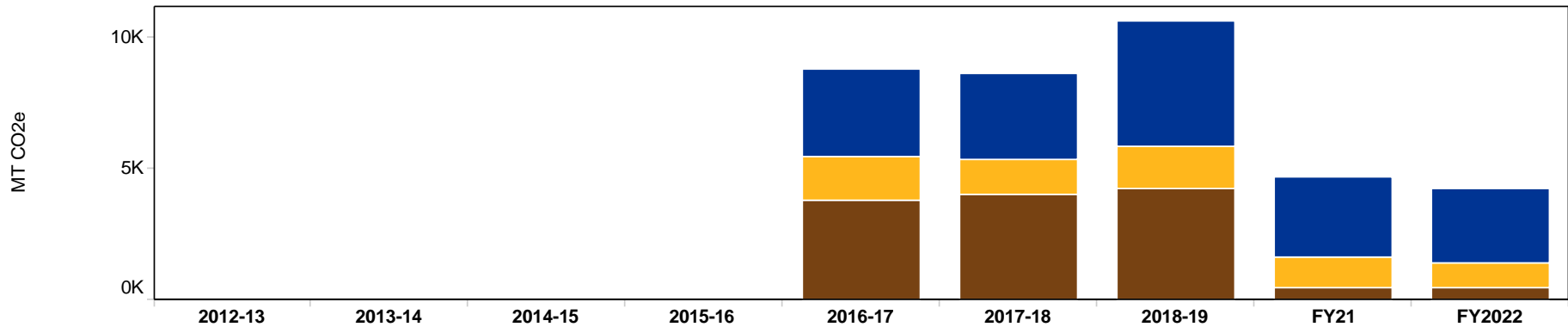
Reporting Period:

FY2022

Reporting Period Description:

October 2021-September 2022

Net Emissions History



	2012-13	2013-14	2014-15	2015-16	2016-17	2017-18	2018-19	FY21	FY2022
Scope 1					3,372.8	3,301.4	4,817.9	3,077.6	2,813.7
Scope 2					1,634.5	1,332.9	1,585.2	1,152.0	956.6
Scope 3					3,802.2	3,997.8	4,253.8	435.8	457.1
Offset									0.0
Null									
Net Emissions (MT CO2e)					8,809.5	8,632.2	10,656.8	4,665.4	4,227.4

Scope
■ Scope 1 ■ Scope 2 ■ Scope 3 ■ RECs ■ Offset

Years with no emissions data indicate that a Challenger did not submit emissions data in that year or was not a member of the Climate Challenge during that year.

Historical biogenic emissions are excluded from this page to simplify net emissions reporting.



Timberline Lodge

Oregon, United States of America

Reduction Target:

Timberline Lodge and Ski Area will aim to reduce emissions by 5% under 2018 levels by 2024.

Current Report Net Emissions:

4,227.4 MT CO₂e

Reduction Projects

Emission Source Impacted	Description	MT CO ₂ e Reduction
Electricity	On-hill LED lighting upgrade - we installed 20 LED lighting units along our Pucci chairlift. We are planning on installing an additional 56 LED units summer of 2023.	2.2
Solid waste	Donated 139 mattresses to Community Warehouse in Portland, OR to be reused instead of going into the landfill. Each mattress reused saves enough energy to power an average home for 3 days.	10
Fuel oil	Our boiler retrofit continuation aims to reduce emissions by 15% when completed in 2025.	241.5
Visitor commuting	Developing a shuttle program between Government Camp and Timberline. We transported about 4,500 people to the lodge this season.	10

Reporting Period:

FY2022

Reporting Period Description:

October 2021-September 2022



Timberline Lodge

Oregon, United States of America

Advocacy

Type	Description
Community Advisory Committee	Wildfire mitigation efforts -we worked closely with local agencies and the community to discuss, plan, and educate regarding best practices to take when a wildfire affects our area.
Customer Engagement on Climate Change	National Forest Foundation Partnership - opt-out \$1 donation per hotel room reservation.
Government Meeting	We engaged with Oregon Department of Transportation, Western Federal Lands Hwy Division, Clackamas County, Forest Service, and Governor's Office on a transit hub at Summit Pass to encourage mass transit and carpooling.
Other	We became members of the Citizen's Climate Lobby (CCL) for our region.
Utility Engagement	We engaged with Pacific General Electric and Oregon Department of Transportation regarding the installation of EV charging stations to support the use of electric vehicles above 4,000' on Mt. Hood.

Reporting Period:

FY2022

Reporting Period Description:

October 2021-September 2022



Timberline Lodge

Oregon, United States of America

Timberline Lodge & Ski Area's Story

FY2022 was a leap forward in getting back on track. We invested lots of energy, time, and money into improving our footprint both environmentally and socially and this positive push is just beginning.

We started our on-hill light conversion by installing 20 LEDs to test this winter. In the summer of 2023 we are planning to invest about \$90,000 into retrofitting an additional 56 lights into LEDs, generating about 22,250 kWh in savings. Our boiler retrofit project is moving forward, and will reduce our GHG emissions by 15% once complete in 2025. Additionally, we won the Sustainable Slopes NSAA Grant, helping us to kick-off a wastewater bioreactor project at our brewery. This project will reduce the amount of biosolids hauled off site, improving local water treatment infrastructure and avoiding 7,000 vehicle miles traveled per year. Our shuttle program continued to grow as well, and we also started the research and ground proofing steps required to install EV charging stations.



Reporting Period:

FY2022

Reporting Period Description:

October 2021-September 2022





Tremblant

Quebec, Canada

Reporting Period:

FY22

Reporting Period Description:

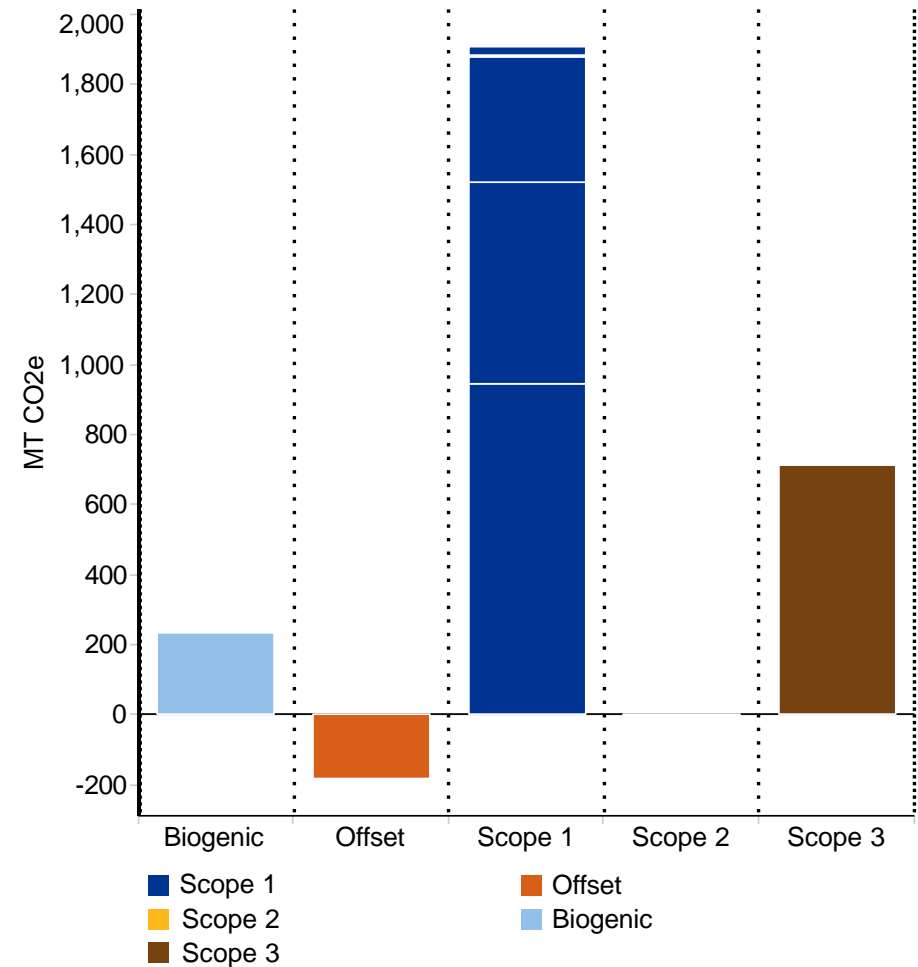
Fiscal year: August 2021 - July 2022

Emissions Inventory

Scope	Source	MT CO2e Emitted	% of Emissions
Scope 1	Wood	2.9	0.1%
	Propane	27.1	1.0%
	Gasoline	359.1	13.7%
	Natural Gas	574.6	21.9%
	Diesel	946.4	36.1%
Scope 2	Electricity	0.0	0.0%
Scope 3	Solid waste	710.9	27.1%
Offset	Carbon Offsets	-184.0	
Net Emissions		2,437.0	100.0%

Biogenic Emissions

Scope	Source	MT CO2e Emitted	% of Total Emissions
Biogenic	Biodiesel	0.0	0.0%
	Wood	233.7	100.0%
Total Emissions		233.7	100.0%





Tremblant

Quebec, Canada

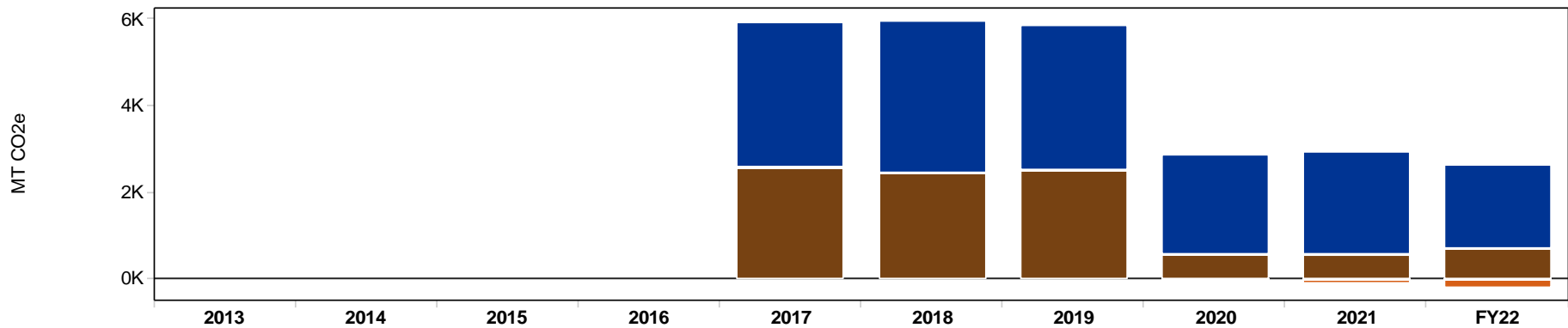
Reporting Period:

FY22

Reporting Period Description:

Fiscal year: August 2021 - July 2022

Net Emissions History



	2013	2014	2015	2016	2017	2018	2019	2020	2021	FY22
Scope 1					3,311.2	3,480.7	3,326.7	2,287.0	2,341.3	1,910.1
Scope 2					15.5	14.9	12.3	11.0	10.7	0.0
Scope 3					2,592.6	2,445.8	2,519.0	574.3	561.1	710.9
Offset								0.0	-90.0	-184.0
Net Emissions (MT CO2e)					5,919.3	5,941.4	5,858.1	2,872.3	2,823.0	2,437.0

Scope

- Scope 1
- Scope 2
- Scope 3
- RECs
- Offset

Years with no emissions data indicate that a Challenger did not submit emissions data in that year or was not a member of the Climate Challenge during that year.

Historical biogenic emissions are excluded from this page to simplify net emissions reporting.



Tremblant

Quebec, Canada

Reduction Target:

Tremblant, as part of Alterra Mountain Company, will reduce emissions by 50% below 2022 baseline by 2030.

Current Report Net Emissions:

2,437.0 MT CO₂e

Reduction Projects

Emission Source Impacted	Description	MT CO ₂ e Reduction
Solid waste	Characterization of solid waste in order to improve diversion of matters.	Not Estimated
	Improvement of paperless processes.	Not Estimated

Reporting Period:

FY22

Reporting Period Description:

Fiscal year: August 2021 - July 2022



NATIONAL SKI AREAS ASSOCIATION
**CLIMATE
 CHALLENGE**



Tremblant

Quebec, Canada

Advocacy

Type	Description
Climate Solutions Campaign or Letter	Patrice Malo, President and Chief Operating Officer, has signed a letter to support a study by Ouranos on climate change and climate adaptation.
Customer Engagement on Climate Change	Tremblant is partnering with Carbone boréal to offer its guests the opportunity to offset CO2 emissions related to their stay or getaway.
Government Meeting	We are in a sustainability committee of the Quebec Ski Station Association.
Utility Engagement	We have regular discussions with Hydro-Quebec about the management of our consumption peaks and power.

Reporting Period:

FY22

Reporting Period Description:

Fiscal year: August 2021 - July 2022

Tremblant

Quebec, Canada

Tremblant's Story

A residual characterization study was conducted by COESIO. The study took place in 2 phases to cover our summer reality (sampling in August 2022) and our winter reality (sampling in March 2023). The objective was to evaluate our sorting performance by sector and then adopt an action plan that will improve these results. Station Mont Tremblant (SMT) has also implemented compost collection in 8 hotels while offering training and support adapted to the reality of each establishment. To encourage the electrification of the transportation network, SMT has set itself the goal of installing 20 electric charging stations by December 2023. Ten charging stations have been installed during the first phase of the project. SMT provided a carpooling platform to its employees. Each person with space in their car is free to post their daily journey on intranet. SMT also participated in a study conducted by Ouranos for the ASSQ on vulnerability and adaptability to climate change in the ski sector.



Reporting Period:

FY22

Reporting Period Description:

Fiscal year: August 2021 - July 2022





Wachusett Mountain Ski Area

Massachusetts, United States of America

Reporting Period:

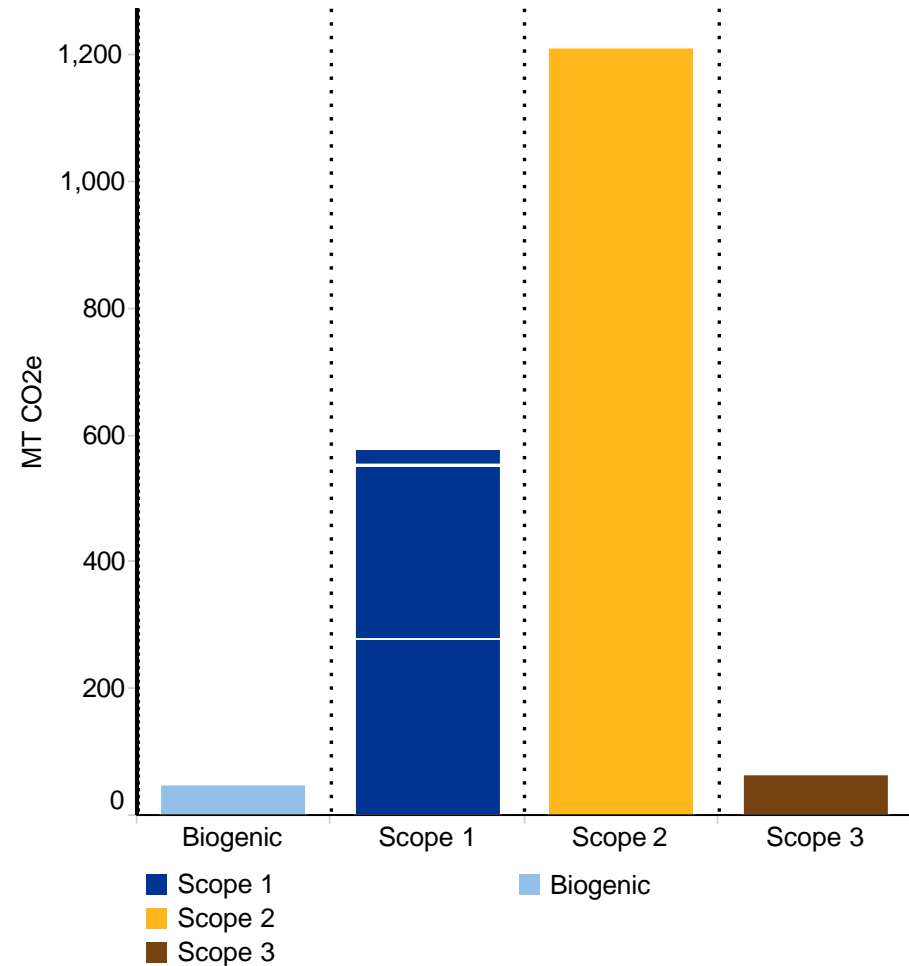
2022-23

Reporting Period Description:

Data is collected annually beginning in June 2022

Emissions Inventory

Scope	Source	MT CO2e Emitted	% of Emissions
Scope 1	Wood	0.6	0.0%
	Gasoline	26.0	1.4%
	Propane	274.5	14.8%
	Diesel	277.2	14.9%
Scope 2	Electricity	1,211.6	65.3%
Scope 3	Solid waste	64.5	3.5%
Net Emissions		1,854.3	100.0%



Biogenic Emissions

Scope	Source	MT CO2e Emitted	% of Total Emissions
Biogenic	Biodiesel	0.0	0.0%
	Wood	49.2	100.0%
Total Emissions		49.2	100.0%



Wachusett Mountain Ski Area

Massachusetts, United States of America

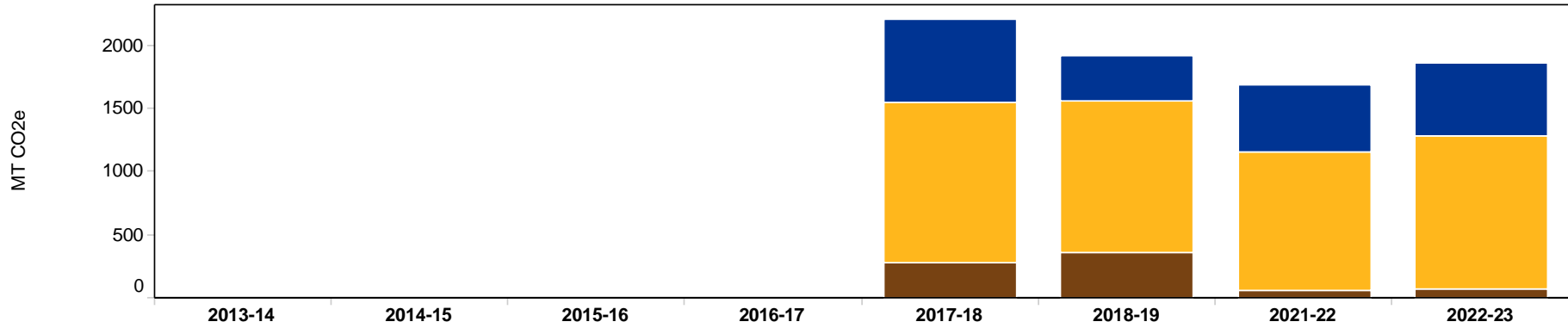
Reporting Period:

2022-23

Reporting Period Description:

Data is collected annually beginning in June 2022

Net Emissions History



	2013-14	2014-15	2015-16	2016-17	2017-18	2018-19	2021-22	2022-23
Scope 1					666.1	350.4	533.9	578.2
Scope 2					1,267.8	1,201.2	1,099.6	1,211.6
Scope 3					276.0	359.5	57.2	64.5
Offset							0.0	0.0
Net Emissions (MT CO2e)					2,209.8	1,911.2	1,690.6	1,854.3

Scope

■ Scope 1
 ■ Scope 2
 ■ Scope 3
 ■ RECs
 ■ Offset

Years with no emissions data indicate that a Challenger did not submit emissions data in that year or was not a member of the Climate Challenge during that year.

Historical biogenic emissions are excluded from this page to simplify net emissions reporting.



NATIONAL SKI AREAS ASSOCIATION
**CLIMATE
 CHALLENGE**



Wachusett Mountain Ski Area

Massachusetts, United States of America

Reduction Target:

Wachusett Mountain Ski Area will reduce guest travel emissions by 3% below 2021 emissions by 2025.

Current Report Net Emissions:

1,854.3 MT CO₂e

Reduction Projects

Emission Source Impacted	Description	MT CO ₂ e Reduction
Electricity	Installation of energy conserving LightCloud trail lighting system.	Not Estimated
	Replacement of several sections of snowmaking pipe, improving energy efficiency by approximately 10%.	Not Estimated
	Upgrade of snowmaking guns to more energy efficient technology.	Not Estimated
Visitor commuting	Revitalization of MBTA Ski Train project, aiding in the decrease of carbon dioxide emissions from visitor travel.	0.2

Reporting Period:

2022-23

Reporting Period Description:

Data is collected annually beginning in June 2022



NATIONAL SKI AREAS ASSOCIATION
**CLIMATE
 CHALLENGE**



Wachusett Mountain Ski Area

Massachusetts, United States of America

Advocacy

Type	Description
Climate Solutions Campaign or Letter	Wachusett signed onto POW's campaign against the proposed Willow Project, which would release an additional 9.2 million metric tons of CO2 into the atmosphere annually if passed.
Customer Engagement on Climate Change	Wachusett hosted our annual Mountain Clean Up Day, using the event as an opportunity to engage with customers on environmental stewardship and land conservation.
Direct Correspondence	We wrote to our local state representative, Jim McGovern, to advocate for the continued prioritization of investment in climate solutions.
Utility Engagement	We engaged in dialogue with National Grid regarding solar energy grants in addition to conversations with private energy companies around electric charging stations.

Reporting Period:

2022-23

Reporting Period Description:

Data is collected annually beginning in June 2022



Wachusett Mountain Ski Area

Massachusetts, United States of America

Wachusett Mountain Ski Area's Story

This year, we used the Climate Challenge as an opportunity to reengage paused pre-pandemic initiatives. With our broader goal of decreasing guest travel emissions in mind, we resumed our collaborative Ski Train program with the MBTA. Furthermore, our team refocused efforts on operational efficiency upgrades, replacing sections of snowmaking pipe and installing the energy saving LightCloud trail lighting system. Additionally, we upgraded several snow guns to more energy efficient models. In regards to community relations, we fully launched our Environmental Education Program, which covers a wide variety of topics including natural/human snowmaking process, old growth forests and environmental stewardship on the mountain to name a few. In the coming year, we plan to continue fostering the accompanying field trip program, with the goal of instilling the importance of environmental conservation in the next generation while providing an opportunity to engage with nature.



Reporting Period:

2022-23

Reporting Period Description:

Data is collected annually beginning in June 2022





Wisp Resort

Maryland, United States of America

Reporting Period:

FY22

Reporting Period Description:

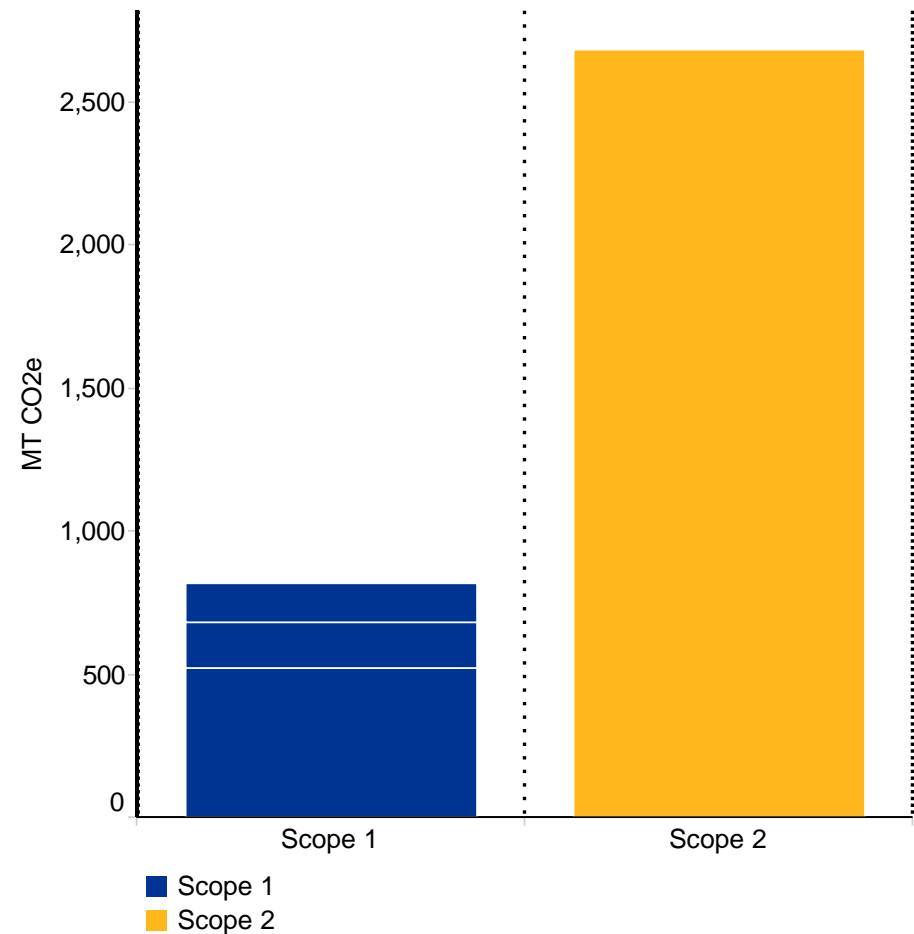
Fiscal Year: May 1 to April 30

Emissions Inventory

Scope	Source	MT CO2e Emitted	% of Emissions
Scope 1	Gasoline	133.4	3.8%
	Diesel	161.2	4.6%
	Propane	522.9	14.9%
Scope 2	Electricity	2,686.3	76.7%
Net Emissions		3,503.8	100.0%

Biogenic Emissions

Scope	Source	MT CO2e Emitted	% of Total Emissions
Biogenic	Biodiesel	0.0	
	Wood	0.0	
Total Emissions		0.0	





Wisp Resort

Maryland, United States of America

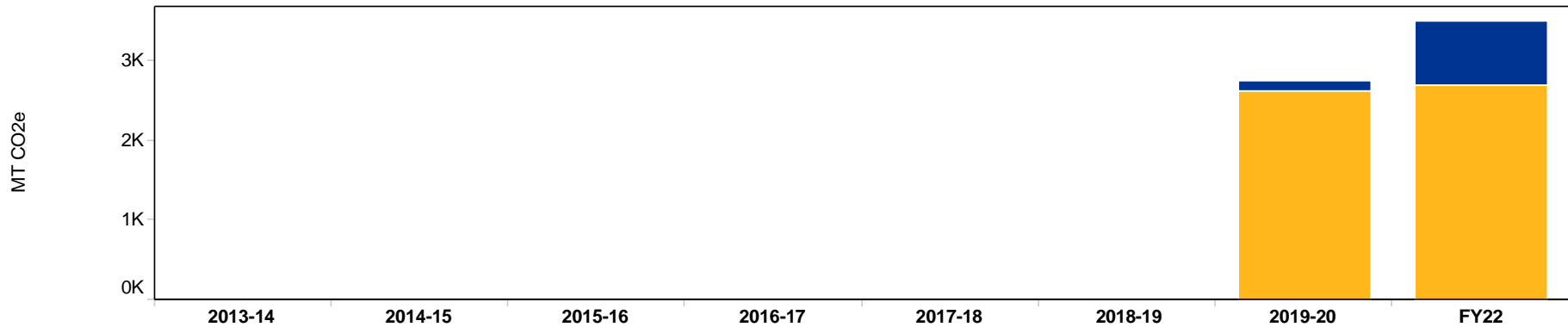
Reporting Period:

FY22

Reporting Period Description:

Fiscal Year: May 1 to April 30

Net Emissions History



	2013-14	2014-15	2015-16	2016-17	2017-18	2018-19	2019-20	FY22
Scope 1							126.8	817.5
Scope 2							2,618.4	2,686.3
Scope 3								0.0
Offset								0.0
Net Emissions (MT CO2e)							2,745.2	3,503.8

Scope
■ Scope 1 ■ Scope 2 ■ Scope 3 ■ RECs ■ Offset

Years with no emissions data indicate that a Challenger did not submit emissions data in that year or was not a member of the Climate Challenge during that year.

Historical biogenic emissions are excluded from this page to simplify net emissions reporting.



Wisp Resort

Maryland, United States of America

Reduction Target:

Wisp Resort has the goal of net zero carbon emissions by 2030.

Current Report Net Emissions:

3,503.8 MT CO₂e

Reduction Projects

Emission Source Impacted	Description	MT CO ₂ e Reduction
Electricity	Last year we installed 17 new TechnoAlpine TL8 Lances. This summer, we are replacing old snowmaking infrastructure with 21 new TL8 Lances and a TT10 Fangun.	Not Estimated
	We are replacing two sections of outdoor lighting with more sustainable 300W lighting upgrades. Possum will be LED lights and The Face/ Squirrel Cage will have Snow-Bright lights.	6

Reporting Period:

FY22

Reporting Period Description:

Fiscal Year: May 1 to April 30



Wisp Resort

Maryland, United States of America

Advocacy

Type	Description
<p>Customer Engagement on Climate Change</p>	<p>Wisp Resort is committed to building its Eco Values program as an educational arm for the public. There is a new website page dedicated to Wisp's sustainability commitments and Eco Values program.</p>
<p>Other</p>	<p>Wisp Resort has monthly Sustainability Committee meetings to collaborate on sustainability goals.</p>
<p>Utility Engagement</p>	<p>Wisp engages with its local utility companies on a regular basis for the purpose of advancing its capital projects, incentive programs, auditing capabilities, and setting efficiency goals.</p>

Reporting Period:

FY22

Reporting Period Description:

Fiscal Year: May 1 to April 30



Wisp Resort

Maryland, United States of America

Wisp Resort's Story

Wisp Resort has put an emphasis on its sustainability program development for 2022 and beyond. We recently hired a full-time Sustainability Coordinator to monitor and develop sustainability initiatives. The sustainability committee also has a renewed emphasis for interdepartmental sustainability collaboration. One of our goals is to further develop the Eco Values program as a marketing and educational arm to advocate for participation and to share knowledge regarding our sustainability programs. Wisp Resort hopes to continue setting goals to reduce our emissions and be a positive advocate for our climate and mountain community. Our sustainability goals and commitments continue to grow with an emphasis on sustainable research, monitoring, infrastructure development, and operational practices. Wisp plans to enhance our sustainability monitoring and reporting capabilities as part of our ongoing commitment to improving resort sustainability for 2023 and beyond.



Reporting Period:

FY22

Reporting Period Description:

Fiscal Year: May 1 to April 30

